

DAFTAR PUSTAKA

- Amidos Pardede, J., & Sirait, A. (n.d.). *STRATEGI KOPINGIDENGANI HARGA DIRI ODHA DI YAYASAN MEDAN PLUS*. <https://journal.ppnijateng.org/index.php/jikj>
- Anggi Nursahara, Haliatun Nisa, & Risnaeni Ainunsiyah. (2023). The Influence of Parenting Patterns on Early Childhood Social Development. *Feelings: Journal of Counseling and Psychology*, 1(1), 23–33. <https://doi.org/10.61166/feelings.v1i1.3>
- Anggit, F., Ni, A., Keperawatan, J., & Kesehatan Bandung, P. (2017). *Tingkat Stres dan Harga Diri Narapidana Wanita Di Lembaga Pemasyarakatan Kelas II A Kota Bogor*.
- Aulia, N., Yulastri, Y., & Sasmita, H. (2020). Faktor Psikologi Sebagai Risiko Utama Ide Bunuh Diri pada Remaja di Kota Rengat Kabupaten Indragiri Hulu. *Jurnal Penelitian Kesehatan "SUARA FORIKES" (Journal of Health Research "Forikes Voice")*, 11, 48. <https://doi.org/10.33846/sf11nk110>
- Budiarto, S., Sugarto, R., & Putrianti, F. G. (2020). Dinamika psikologis penyintas Pulung Gantung di Gunung Kidul. *Jurnal Psikologi Ulayat*. <https://doi.org/10.24854/jpu112>
- Diah, N. K., Kusumayanti, W., Eka Swedarma, K., Oka, P., & Nurhesti, Y. (2020). *HUBUNGAN FAKTOR PSIKOLOGIS DENGAN RISIKO BUNUH DIRI PADA REMAJA SMA DAN SMK DI BANGLI DAN KLUNGKUNG* (Vol. 8, Issue 2).
- Dwi, D., Ambali, W., Palette', T., Almar, J., Tinggi, S., Kesehatan, I., & Toraja, T. (n.d.). *LPPM: Jurnal Ilmiah Kesehatan Promotif*.
- Ekayanti, E., Lukitaningtyas Akademi Keperawatan Pemerintah Kabupaten Ngawi, D., Dokter Wahidin, J., & Karang, C. (n.d.). *BULLYING VERBAL BERHUBUNGAN DENGAN PENERIMAAN DIRI DAN HARGA DIRI REMAJA*. <https://journal.ppnijateng.org/index.php/jikj>
- Febrianti, D., & Husniawati, N. (2021). Hubungan Tingkat Depresi dan Faktor Resiko Ide Bunuh Diri pada Remaja SMPN. *Jurnal Ilmiah Kesehatan*, 13(1), 85–94. <https://doi.org/10.37012/jik.v13i1.422>
- Gusmunardi, Sarfika, R., & Sasmita, H. (2023). *FAKTOR RESIKO DAN FAKTOR PROTEKTIF RESIKO BUNUH DIRI PADA REMAJA*. <http://journal.stikeskendal.ac.id/index.php/PSKM>
- Iwatate, E., Atem, F. D., Jones, E. C., Hughes, J. L., Yokoo, T., & Messiah, S. E. (2023). Association of Obesity, Suicide Behaviors, and Psychosocial Wellness Among Adolescents in the United States. *Journal of Adolescent Health*, 72(4), 645. <https://doi.org/10.1016/j.jadohealth.2022.11.232>
- Jeremia Sefanya, P., Hendro Joli, B., Valen Fridolin, S., Program Studi Ilmu Keperawatan Fakultas Kedokteran, M., Sam Ratulangi, U., & Studi Ilmu Keperawatan Fakultas Kedokteran, P. (2023). Hubungan Perilaku Bullying dengan Harga Diri Remaja di SMP'N 2 Langowan. In *MNSJ* (Vol. 1, Issue 1).

- Marthoenis, M., & Yasir Arafat, S. M. (2022). Rate and Associated Factors of Suicidal Behavior among Adolescents in Bangladesh and Indonesia: Global School-Based Student Health Survey Data Analysis. *Scientifica*, 2022. <https://doi.org/10.1155/2022/8625345>
- Maulida Rasul, F., Novitayani, S., Dineva, F. R., Program Studi Keperawatan, M., Keperawatan Universitas Syiah Kuala, F., Keperawatan Jiwa, B., Kunci, K., Diri, H., & Program Studi Keperawatan-USK Banda Aceh, D. (2023). HUBUNGAN BULLYING DENGAN HARGA DIRI PADA REMAJA SEKOLAH MENENGAH ATAS THE CORRELATION BETWEEN BULLYING AND SELF-ESTEEM AMONG ADOLESCENTS IN SENIOR HIGH SCHOOL. *Jurnal Ilmu Keperawatan*, 11, 1.
- Pajarsari, S. U., Kedokteran, F., Udayana, U., Pb, J., Made, S. N., & Wilani, A. (n.d.). Dukungan Sosial terhadap Kemunculan Ide Bunuh Diri pada Remaja. In *Widya Cakra: Journal of Psychology and Humanities* (Vol. 34).
- Pardede, J. A., Damanik, R. K., Simanullang, R. H., & Sitanggang, R. (n.d.). *European Journal of Molecular & Clinical Medicine The Effect Of Cognitive Therapy On Changes In Self-Esteem On Schizophrenia Patients*.
- Rendah, H. D., Kuntari, M., Nyumirah, S., Keperawatan, A., & Rebo, P. (2019). *Asuhan Keperawatan Pada Tn. N Dengan Gangguan Konsep Diri*.
- Rizki, F., Akbar, Ma., Studi Ilmu Keperawatan, P., Kedokteran, F., Malahayati, U., Magister Keperawatan, M., Keperawatan, F., & Padjadjaran, U. (2020). FAKTOR-FAKTOR YANG BERHUBUNGAN DENGAN PERILAKU BULLYING PADA REMAJA DI SEKOLAH MENENGAH PERTAMA DI BANDAR LAMPUNG. In *Artikel Penelitian Jurnal Keperawatan Sriwijaya* (Vol. 7, Issue 1).
- Sella Almira, N., & Marheni, A. (n.d.). Analisis Fenomenologis Interpretatif tentang Definisi Bullying dan Harga Diri bagi Korban Bullying. In *Jurnal Psikologi Integratif* (Vol. 9, Issue 2).
- Seto, B., Atmojo¹, R., Purbaningrum², A., Keperawatan, A., & Purworejo, P. (2021). PENINGKATAN HARGA DIRI RENDAH PADA KLIEN YANG MENGALAMI SKIZOFRENIA. In *Nursing Science Journal (NSJ)* (Vol. 2, Issue 1).
- Shafira Azzahra, S., Pandin, M. A., Glorino, M., & Pandin, R. (2021). *THE FACTORS OF BULLYING AND CHARACTER EDUCATION ON TEENAGERS*. <https://doi.org/10.20944/preprints202104.0102.v1>
- Suci, N., Jelita, D., Purnamasari, I., Aniq, D. M., & Basyar, K. (2021). DAMPAK BULLYING TERHADAP KEPERCAYAAN DIRI ANAK. In *Jurnal Ilmiah Kependidikan* (Vol. 11). <http://jurnal.umk.ac.id/index.php/RE>
- Ulfatun, T., Santosa, W. P., Presganachya, F., & Zsa-Zsadilla, C. A. (2021). *EDUKASI ANTI BULLYING BAGI GURU DAN SISWA SMP MUHAMMADIYAH BUTUH PURWOREJO*. 4(2).

- Wantu, T., Idris, I., & Alwi, N. M. (2022). *Analisis Perilaku Perundungan (Bullying) Siswa Sekolah Menengah Pertama*. <https://doi.org/10.31100/jurkam.v6i1.1058>
- Widianti, E., Keliat, B. A., Wardhani, I. Y., Keperawatan, F., & Padjadjaran, U. (2021). *APLIKASI TERAPI SPESIALIS KEPERAWATAN JIWA PADA PASIEN SKIZOFRENIA DENGAN HARGA DIRI RENDAH KRONIS DI RSMM JAWA BARAT*.
- Wijayati, F., Nasir, T., Hadi, I., Keperawatan, J., Kemenkes Kendari, P., & Mandala Waluya, Stik. (n.d.). *HIJP : HEALTH INFORMATION JURNAL PENELITIAN Faktor-Faktor yang Berhubungan dengan Kejadian Harga Diri Rendah Pasien Gang-guan Jiwa*. <https://myjurnal.poltekkes-kdi.ac.id/index.php/HIJP>
- Woelandari. (2017). *Faktor yang Mempengaruhi Percobaan Bunuh Diri pada Santri di Pesantren X, Bogor. Laporan Penelitian Program Studi Kedokteran; Universitas Islam Negeri Syarif Hidayatullah*.





LAMPIRAN

Lembar Konsultasi/Bimbingan Skripsi

Nama : Indi Rahmawati

Npm : 204201516096






Program Studi : S-1 Keperawatan



Judul Skripsi : Hubungan Perilaku Bullying dan Harga Diri Rendah dengan Resiko Bunuh Diri





Dosen Pembimbing 1 : Ns. Nur Fajariyah, S.Kep., M.Kep


Dosen Pembimbing 2 : Ns. Nita Sukamti, S.Kep., M.Kep

No	Hari/tanggal	Materi Konsultasi	Saran Pembimbing	Tanda Tangan Pembimbing
1.	20 Oktober 2023	Konsul Judul	Harus cari tau terlebih dahulu apakah kasusnya banyak disekolah yang dituju, cari tau jika banyak baru bisa melakukan penelitian disekolah tsb.	 Ns. Nur Fajariyah, S.Kep., M.Kep (Pembimbing 1)
2.	25 Oktober 2023	Konsul judul	Lihat apakah ada yang judul nya sama persis di google, ada tapi peneliti sebelumnya sudah mencakup smp sma dan smk jadi tidak bisa mengecil lagi jika hanya mengambil responden siswa smp jadi harus tambah variabel	 Ns. Nita Sukamti, S.Kep., M.Kep (Pembimbing 2)
3.	1 November 2023	Up appsta judul	-	

4.	2 Novemb er 2023	Bab 1	Tambahkan Prevalensi tentang judul lihat diabstrak masukin 5, DKI, provinsi jawa barat secara keseluruhan baru Bekasi, penelitian nya ditambahkan. Bab 2 boleh dari skripsi. Dirapihkan lagi masih berantakan.	 Ns. Nur Fajariyah, S.Kep., M.Kep (Pembimbing 1)
5.	14 Novemb er 2023	Bab 1 appsta/ hard copy tapi belum dikoreksi jd bimbingan lg tgl 17 nov		 Ns. Nita Sukanti, S.Kep., M.Kep (Pembimbing 2)
6.	17/18 Novemb er 2023	Bab appsta 1&2	Pakai kementerian atau yang indonesia? Atau kedua nya? Sebaiknya disusun yang rapih. Penelitian siapa? Disebutkan nama dan tahun terus hasil nya apa. Prevalensi Indonesia bisa dimasukan setelah WHO, kementerian juga bisa diletakkan dibawahnya.	 Ns. Nur Fajariyah, S.Kep., M.Kep (Pembimbing 1)
7.	17/18 Novemb er 2023	Bab appsta 1&2	Hindari menggunakan kata keterangan diawal paragraph, 1. Bentuk kalimat tidak efektif susu kalimat sesuai SPOK, atau KSPO. 2. Dalam 1 paragraph harus lebih dari 4 kalimat. Turunkan jadi paragraph baru.	 Ns. Nita Sukanti, S.Kep., M.Kep (Pembimbing 2)

8.	13 Desember 2023	Bab 1,2 & 3 dan kuesioner untuk uji vr dan penelitian	Jurnal tahun terbaru 2019-2023, bisa ditambahkan penerbit terbarunya didepan jika tahunnya 2019 kebawah, nursalam cari tahun yang terbarunya, kuesioner nya dilakukan uji vr terlebih dahulu.	 Ns. Nur Fajariyah, S.Kep., M.Kep (Pembimbing 1)
9.	11 Desember 2023	Bimbingan bab 1,2 &	<p>Bullying kasusnya kan banyak bisa bikin bunuh diri contoh hasil penelitian tentang penyebab rbd difokuskan hasil penelitiannya ke bullying dan harga diri rendah, paragraph harus berkesinambungan satu per satu, di susun ulang menjadi</p> <ol style="list-style-type: none"> 1. Rbd 2. Prevalensi 3. Penyebab 4. Hasil penelitian ttg penyebab rbd- bullying dan hdr 5. Bully apa?+prevalensi 6. Jenis dampak bully 7. Hasil penelitian 8. Hdr+ prevalensi 9. Dampak hdr 10. Hasil stipend <p>Kerangka teori yang dimasukkan sub judul saja.</p>	 Ns. Nita Sukanti, S.Kep., M.Kep (Pembimbing 2)

10.	15 januari 2024	Bimbingan kuesioner spss vr	Bobot nilai untuk kuesioner harga diri yang unfavourable (yang negative) itu dari (4,3,2,1). Kalau favourable dari (1,2,3,4). Bobot perilaku bullying (6,5,4,3,2,1).	 Ns. Nita Sukanti, S.Kep., M.Kep (Pembimbing 2)
11.	6 januari 2024	Bab 1,2 & 3 di appsta	-	 Ns. Nur Fajariyah, S.Kep., M.Kep (Pembimbing 1)
12.	6 januari 2024	Bab 1,2 & 3 di appsta	-	 Ns. Nita Sukanti, S.Kep., M.Kep (Pembimbing 2)
13.	6 februari 2024	Bab 4	Tabel font tim new roman, tabel tidak terpisah, bahasa dalam keterbatasan penelitian diperbaiki.	 Ns. Nur Fajariyah, S.Kep., M.Kep (Pembimbing 1)
14.	9 februari 2024	Bab 4 & 5	Tambahkan penelitian terkait di hasil pembahasan.	

			Simpulan menjawab tujuan di bab 1. Saran kaitanya dengan manfaat dibab 1	 Ns. Nur Fajariyah, S.Kep., M.Kep (Pembimbing 1)
--	--	--	--	--





PEMERINTAH KOTA BEKASI
DINAS PENDIDIKAN
SMP NEGERI 29 BEKASI

Jl. H. Ilyas Cikunir Jakamulya Bekasi Selatan ☎ (021) 82734132 Email :smpnegeri29kotabekasi@gmail.com

SURAT KETERANGAN

No : 800/380.1/SMPN29/2023

Yang bertanda tangan di bawah ini :

Nama : Budi Hartono, S. Pd, MM
NIP : 19660409 198603 1 004
Jabatan : Kepala Sekolah
Unit Kerja : SMP Negeri 29 Bekasi

Dengan ini menerangkan bahwa :

NO	NPM	NAMA	PROGRAM STUDI
1	204201516096	Indi Rahmawati	Keperawatan Universitas Nasional

Mahasiswa tersebut di atas diizinkan untuk melaksanakan penelitian di SMP Negeri 29 Bekasi, sebagai salah satu tugas dari program studi keperawatan.

Surat Keterangan ini di berikan kepada yang bersangkutan, agar dapat di gunakan dengan sebaik-baiknya.

Bekasi, 13 Desember 2023
Kepala Sekolah



Budi Hartono, S.Pd, MM
NIP 19660409 198603 1 004



**PEMERINTAH KOTA BEKASI
DINAS PENDIDIKAN
SMP NEGERI 9 BEKASI**

Jalan Swatantra IV Nomor 4 Jatiasih – Bekasi 17423 Telepon (021) 8214091
E-mail smpn9kotsbekasi@yahoo.com

Nomor : 421.3/D/6-SMPN.9
Lamp : -
Perihal : Memberi izin

Kepada
Yth. Pimpinan Fakultas Ilmu
Kesehatan Universitas Nasional Jakarta
di
Tempat.

Dengan hormat,
Menindak lanjuti surat dari Universitas Nasional Jakarta No.757/D/SP/FIKES/XII/2023 tanggal 11 Desember 2023 tentang permohonan mengadakan penelitian di SMP Negeri 9 Kota Bekasi, atas nama :

Nama : Indi Rahmawati
NPM : 24201516096
Prodi : Keperawatan

Pada dasarnya Kepala Sekolah tidak keberatan dan mengizinkan nama tersebut di atas untuk melaksanakan pengambilan data dan penelitian selama tidak mengganggu belajar mengajar di sekolah

Demikian surat permohonan ini kami buat, perhatian dan kerjasamanya kami ucapkan terimakasih.

Bekasi, 23 Januari 2024
Kepala Sekolah



Dra. Supriyanti
NIP. 670911 199702 2 002



PEMERINTAH KOTA BEKASI
DINAS PENDIDIKAN
SMP NEGERI 9 BEKASI

Jalan Swatantra IV No. 4 Jatiasih Bekasi 17423 Telp. (021) 8214091
E-Mail smpn9kotabekasi@yahoo.com

SURAT KETERANGAN
NOMOR : 421.3 / 013 - SMPN.9.

Yang bertanda tangan di bawah ini Kepala SMP Negeri 9 Kota Bekasi, menerangkan bahwa :


Nama : Indi Rahmawati
NIM : 204201516096
Fakultas : Ilmu Kesehatan Universitas Nasional Jakarta
Program Studi : Keperawatan

Telah mengadakan penelitian/observasi guna memperoleh data-data yang diperlukan untuk penyusunan Skripsi dengan judul :

"Hubungan Perilaku Bullying dan Harga Diri Rendah Dengan Resiko Bunuh Diri di SMPN di Bekasi"

Demikian surat keterangan ini kami buat untuk dipergunakan sebagaimana mestinya

Bekasi, 23 Januari 2024
Kepala Sekolah



Dra. Supriyanti

NIP. 19670911 199702 2 002

LEMBAR PERSETUJUAN
(INFORM CONSENT)

Dengan ini, saya yang bertanda tangan dibawah ini :

Nama :

Usia :

Alamat :

.....

Menyatakan kesediaan untuk turut berpartisipasi untuk menjadi responden penelitian yang dilakukan oleh Indi Rahmawati Mahasiswa Program Studi S1 Keperawatan Universitas Nasional dengan Judul Penelitian “Hubungan Perilaku Bullying dan Harga Diri Rendah dengan Resiko Bunuh Diri”

Persetujuan ini saya buat secara sukarela, tanpa ada paksaan dan tekanan dari pihak manapun, semoga dapat dipergunakan dengan sebaik-baiknya.



Bekasi, November 2023

Responden

(.....)

Tabel 3.8

Hasil Uji Validitas Variabel Perilaku Bullying

SESI I

Pernyataan	Nilai pearson correlation	Nilai r tabel (5%)	Ket
X101	0.560	0.333	Valid
X102	0.494	0.333	Valid
X103	0.752	0.333	Valid
X104	-0.117	0.333	Tidak Valid
X105	0.580	0.333	Valid
X106	0.315	0.333	Tidak Valid
X107	0.410	0.333	Valid
X108	0.586	0.333	Valid
X109	0.135	0.333	Tidak Valid
X110	0.659	0.333	Valid
X111	0.449	0.333	Valid
X112	0.439	0.333	Valid
X113	0.125	0.333	Tidak Valid
X114	0.623	0.333	Valid
X115	0.473	0.333	Valid
X116	0.277	0.333	Tidak Valid
X117	0.745	0.333	Valid
X118	0.332	0.333	Tidak Valid

Tabel 3.8
Hasil Uji Validitas Variabel Perilaku Bullying
SESI II

Pernyataan	Nilai pearson correlation	Nilai r tabel (5%)	Ket
X201	0.694	0.333	Valid
X202	0.372	0.333	Valid
X203	0.606	0.333	Valid
X204	0.211	0.333	Tidak Valid
X205	0.524	0.333	Valid
X206	0.176	0.333	Tidak Valid
X207	0.261	0.333	Tidak Valid
X208	0.434	0.333	Valid
X209	0.311	0.333	Tidak Valid
X210	0.469	0.333	Valid
X211	0.310	0.333	Tidak Valid
X212	0.669	0.333	Valid
X213	0.737	0.333	Valid
X214	0.646	0.333	Valid
X215	0.757	0.333	Valid
X216	0.743	0.333	Valid
X217	0.741	0.333	Valid
X218	0.726	0.333	Valid

Tabel 3.8

Hasil Uji Reliabilitas

No	Variabel	R alpha	R kritis	Ket
1.	Perilaku Bullying	0.783	0.70	Reliabel
2.	Perilaku Bullying	0.841	0.70	Reliabel
3.	Resiko Bunuh Diri	0.925	0.70	Reliabel



Tabel 3.10

Hasil Uji Validitas Variabel Resiko Bunuh diri

Pernyataan	Nilai Pearson Correlation	Nilai r tabel (5%)	Ket
Y101	0.729	0.333	Valid
Y102	0.730	0.333	Valid
Y103	0.718	0.333	Valid
Y104	0.745	0.333	Valid
Y105	0.826	0.333	Valid
Y106	0.168	0.333	Tidak Valid
Y107	0.269	0.333	Tidak Valid
Y108	0.238	0.333	Tidak Valid
Y109	0.741	0.333	Valid
Y110	0.878	0.333	Valid
Y111	0.830	0.333	Valid
Y112	0.814	0.333	Valid
Y113	0.829	0.333	Valid
Y114	0.658	0.333	Valid
Y115	0.807	0.333	Valid
Y116	0.823	0.333	Valid

Hasil Uji Validitas dan Reliabilitas

Kuesioner Perilaku Bullying Sesi 1

		Correlations										
		VAR00	VAR00	VAR00	VAR00	VAR00	VAR00	VAR00	VAR00	VAR00	VAR00	VAR00
		001	002	003	004	005	006	007	008	009	010	011
VAR00 001	Pearson	1	.213	.667**	-.018	.212	.358*	-.036	.351*	.088	.509**	-.085
	Correlation											
	Sig. (2-tailed)		.219	.000	.918	.222	.035	.839	.038	.614	.002	.626
	N	35	35	35	35	35	35	35	35	35	35	35
VAR00 002	Pearson	.213	1	.254	-.111	.025	.320	.117	-.114	-.057	.048	.145
	Correlation											
	Sig. (2-tailed)	.219		.141	.526	.887	.061	.503	.514	.744	.785	.407
	N	35	35	35	35	35	35	35	35	35	35	35
VAR00 003	Pearson	.667**	.254	1	-.092	.474**	.262	.192	.563**	.043	.782**	.205
	Correlation											
	Sig. (2-tailed)	.000	.141		.599	.004	.129	.269	.000	.808	.000	.238
	N	35	35	35	35	35	35	35	35	35	35	35
VAR00 004	Pearson	-.018	-.111	-.092	1	-.126	-.101	-.058	-.064	-.058	-.084	-.086
	Correlation											
	Sig. (2-tailed)	.918	.526	.599		.471	.564	.740	.716	.741	.633	.624
	N	35	35	35	35	35	35	35	35	35	35	35
VAR00 005	Pearson	.212	.025	.474**	-.126	1	.168	.373*	.556**	.000	.649**	.452**
	Correlation											
	Sig. (2-tailed)	.222	.887	.004	.471		.335	.027	.001	1.000	.000	.006
	N	35	35	35	35	35	35	35	35	35	35	35
VAR00 006	Pearson	.358*	.320	.262	-.101	.168	1	.059	.085	-.044	.132	-.090
	Correlation											
	Sig. (2-tailed)	.035	.061	.129	.564	.335		.736	.627	.802	.451	.608
	N	35	35	35	35	35	35	35	35	35	35	35
VAR00 007	Pearson	-.036	.117	.192	-.058	.373*	.059	1	.137	.152	.257	.677**
	Correlation											
	Sig. (2-tailed)	.839	.503	.269	.740	.027	.736		.434	.383	.137	.000

	N	35	35	35	35	35	35	35	35	35	35	35
VAR00008	Pearson Correlation	.351 [*]	-.114	.563 ^{**}	-.064	.556 ^{**}	.085	.137	1	.188	.642 ^{**}	.279
	Sig. (2-tailed)	.038	.514	.000	.716	.001	.627	.434		.279	.000	.104
	N	35	35	35	35	35	35	35	35	35	35	35
VAR00009	Pearson Correlation	.088	-.057	.043	-.058	.000	-.044	.152	.188	1	-.093	.253
	Sig. (2-tailed)	.614	.744	.808	.741	1.000	.802	.383	.279		.597	.143
	N	35	35	35	35	35	35	35	35	35	35	35
VAR00010	Pearson Correlation	.509 ^{**}	.048	.782 ^{**}	-.084	.649 ^{**}	.132	.257	.642 ^{**}	-.093	1	.080
	Sig. (2-tailed)	.002	.785	.000	.633	.000	.451	.137	.000	.597		.647
	N	35	35	35	35	35	35	35	35	35	35	35
VAR00011	Pearson Correlation	-.085	.145	.205	-.086	.452 ^{**}	-.090	.677 ^{**}	.279	.253	.080	1
	Sig. (2-tailed)	.626	.407	.238	.624	.006	.608	.000	.104	.143	.647	
	N	35	35	35	35	35	35	35	35	35	35	35
VAR00012	Pearson Correlation	.156	.364 [*]	.295	-.069	.158	-.024	.533 ^{**}	-.034	.010	.298	.185
	Sig. (2-tailed)	.372	.031	.085	.695	.364	.891	.001	.845	.953	.082	.288
	N	35	35	35	35	35	35	35	35	35	35	35
VAR00013	Pearson Correlation	-.054	.144	-.150	-.089	-.063	-.041	.052	.075	.097	-.068	.136
	Sig. (2-tailed)	.757	.408	.389	.613	.719	.814	.768	.670	.581	.697	.435
	N	35	35	35	35	35	35	35	35	35	35	35
VAR00014	Pearson Correlation	.477 ^{**}	.346 [*]	.529 ^{**}	.011	.438 ^{**}	.331	.022	.381 [*]	-.079	.533 ^{**}	-.021
	Sig. (2-tailed)	.004	.042	.001	.950	.008	.052	.902	.024	.651	.001	.903
	N	35	35	35	35	35	35	35	35	35	35	35
VAR00015	Pearson Correlation	.118	.286	.111	-.124	.077	.126	.112	.039	-.030	.033	.128
	Sig. (2-tailed)	.501	.096	.525	.478	.659	.471	.521	.823	.862	.850	.464

	N	35	35	35	35	35	35	35	35	35	35	35
VAR00	Pearson	.077	.640**	.064	-.038	-.060	.372*	-.074	-.031	-.074	-.107	-.109
016	Correlation											
	Sig. (2-tailed)	.658	.000	.716	.830	.731	.028	.672	.862	.674	.541	.531
	N	35	35	35	35	35	35	35	35	35	35	35
VAR00	Pearson	.379*	.436**	.536**	-.097	.223	.214	-.105	.355*	-.088	.443**	.057
017	Correlation											
	Sig. (2-tailed)	.025	.009	.001	.580	.198	.217	.547	.036	.616	.008	.745
	N	35	35	35	35	35	35	35	35	35	35	35
VAR00	Pearson	-.064	.061	-.066	-.056	-.060	-.117	.146	.030	.197	-.089	.243
018	Correlation											
	Sig. (2-tailed)	.716	.729	.704	.751	.734	.505	.401	.863	.257	.611	.159
	N	35	35	35	35	35	35	35	35	35	35	35
TOTAL	Pearson	.560**	.495**	.752**	-.117	.580**	.316	.411*	.587**	.135	.660**	.450**
	Correlation											
	Sig. (2-tailed)	.000	.003	.000	.502	.000	.065	.014	.000	.439	.000	.007
	N	35	35	35	35	35	35	35	35	35	35	35

Correlations

		VAR000 12	VAR000 13	VAR000 14	VAR000 15	VAR000 16	VAR000 17	VAR000 18	TOTAL	
VAR000	Pearson		.156	-.054	.477**	.118	.077	.379*	-.064	.560**
01	Correlation									
	Sig. (2-tailed)		.372	.757	.004	.501	.658	.025	.716	.000
	N		35	35	35	35	35	35	35	35
VAR000	Pearson	.364*		.144	.346*	.286	.640**	.436**	.061	.495**
02	Correlation									
	Sig. (2-tailed)	.031		.408	.042	.096	.000	.009	.729	.003
	N	35		35	35	35	35	35	35	35
VAR000	Pearson	.295	-.150		.529**	.111	.064	.536**	-.066	.752**
03	Correlation									
	Sig. (2-tailed)	.085	.389		.001	.525	.716	.001	.704	.000
	N	35	35		35	35	35	35	35	35
VAR000	Pearson	-.069	-.089	.011		-.124	-.038	-.097	-.056	-.117
04	Correlation									

	Sig. (2-tailed)	.695	.613	.950	.478	.830	.580	.751	.502
	N	35	35	35	35	35	35	35	35
VAR000	Pearson	.158	-.063	.438**	.077	-.060	.223	-.060	.580**
05	Correlation								
	Sig. (2-tailed)	.364	.719	.008	.659	.731	.198	.734	.000
	N	35	35	35	35	35	35	35	35
VAR000	Pearson	-.024	-.041	.331	.126	.372*	.214	-.117	.316
06	Correlation								
	Sig. (2-tailed)	.891	.814	.052	.471	.028	.217	.505	.065
	N	35	35	35	35	35	35	35	35
VAR000	Pearson	.533**	.052	.022	.112	-.074	-.105	.146	.411*
07	Correlation								
	Sig. (2-tailed)	.001	.768	.902	.521	.672	.547	.401	.014
	N	35	35	35	35	35	35	35	35
VAR000	Pearson	-.034	.075	.381*	.039	-.031	.355*	.030	.587**
08	Correlation								
	Sig. (2-tailed)	.845	.670	.024	.823	.862	.036	.863	.000
	N	35	35	35	35	35	35	35	35
VAR000	Pearson	.010	.097	-.079	-.030	-.074	-.088	.197	.135
09	Correlation								
	Sig. (2-tailed)	.953	.581	.651	.862	.674	.616	.257	.439
	N	35	35	35	35	35	35	35	35
VAR000	Pearson	.298	-.068	.533**	.033	-.107	.443**	-.089	.660**
10	Correlation								
	Sig. (2-tailed)	.082	.697	.001	.850	.541	.008	.611	.000
	N	35	35	35	35	35	35	35	35
VAR000	Pearson	.185	.136	-.021	.128	-.109	.057	.243	.450**
11	Correlation								
	Sig. (2-tailed)	.288	.435	.903	.464	.531	.745	.159	.007
	N	35	35	35	35	35	35	35	35
VAR000	Pearson	1	-.083	.118	.327	.089	.172	.080	.439**
12	Correlation								
	Sig. (2-tailed)		.636	.501	.055	.610	.324	.648	.008
	N	35	35	35	35	35	35	35	35
VAR000	Pearson	-.083	1	-.138	.231	-.113	.101	.288	.125
13	Correlation								
	Sig. (2-tailed)	.636		.428	.181	.518	.565	.093	.474
	N	35	35	35	35	35	35	35	35
VAR000	Pearson	.118	-.138	1	-.021	.464**	.539**	-.149	.623**
14	Correlation								

	Sig. (2-tailed)	.501	.428		.904	.005	.001	.393	.000
	N	35	35	35	35	35	35	35	35
VAR000	Pearson	.327	.231	-.021	1	.072	.530**	.723**	.474**
15	Correlation								
	Sig. (2-tailed)	.055	.181	.904		.679	.001	.000	.004
	N	35	35	35	35	35	35	35	35
VAR000	Pearson	.089	-.113	.464**	.072	1	.375*	-.071	.278
16	Correlation								
	Sig. (2-tailed)	.610	.518	.005	.679		.026	.685	.106
	N	35	35	35	35	35	35	35	35
VAR000	Pearson	.172	.101	.539**	.530**	.375*	1	.482**	.746**
17	Correlation								
	Sig. (2-tailed)	.324	.565	.001	.001	.026		.003	.000
	N	35	35	35	35	35	35	35	35
VAR000	Pearson	.080	.288	-.149	.723**	-.071	.482**	1	.332
18	Correlation								
	Sig. (2-tailed)	.648	.093	.393	.000	.685	.003		.051
	N	35	35	35	35	35	35	35	35
TOTAL	Pearson	.439**	.125	.623**	.474**	.278	.746**	.332	1
	Correlation								
	Sig. (2-tailed)	.008	.474	.000	.004	.106	.000	.051	
	N	35	35	35	35	35	35	35	35

** . Correlation is significant at the 0.01 level (2-tailed).

* . Correlation is significant at the 0.05 level (2-tailed).

Kuesioner Perilaku Bullying Sesi 2

Correlations

		VAR000001	VAR000002	VAR000003	VAR000004	VAR000005	VAR000006	VAR000007	VAR000008	VAR000009	VAR000010	VAR000011
VAR000001	Pearson	1	.223	.178	.221	.504**	.108	.230	.008	.121	.143	.233
	Correlation											
	Sig. (2-tailed)		.197	.305	.201	.002	.536	.184	.963	.488	.412	.179
	N	35	35	35	35	35	35	35	35	35	35	35
VAR000002	Pearson	.223	1	.029	.053	.644**	.129	-.151	.422*	-.012	.380*	-.103
	Correlation											
	Sig. (2-tailed)	.197		.867	.762	.000	.460	.386	.012	.943	.024	.556

	N	35	35	35	35	35	35	35	35	35	35	35
VAR00003	Pearson Correlation	.178	.029	1	-.163	.113	-.087	.164	.363*	.152	.226	.043
	Sig. (2-tailed)	.305	.867		.351	.517	.621	.348	.032	.382	.191	.805
	N	35	35	35	35	35	35	35	35	35	35	35
VAR00004	Pearson Correlation	.221	.053	-.163	1	-.071	.227	.090	.212	-.039	-.021	.356*
	Sig. (2-tailed)	.201	.762	.351		.685	.190	.608	.222	.825	.903	.036
	N	35	35	35	35	35	35	35	35	35	35	35
VAR00005	Pearson Correlation	.504**	.644**	.113	-.071	1	.025	.016	.312	.059	.347*	.133
	Sig. (2-tailed)	.002	.000	.517	.685		.886	.929	.068	.736	.041	.448
	N	35	35	35	35	35	35	35	35	35	35	35
VAR00006	Pearson Correlation	.108	.129	-.087	.227	.025	1	.247	.315	.133	-.113	.154
	Sig. (2-tailed)	.536	.460	.621	.190	.886		.153	.065	.445	.519	.376
	N	35	35	35	35	35	35	35	35	35	35	35
VAR00007	Pearson Correlation	.230	-.151	.164	.090	.016	.247	1	.037	.061	-.051	.223
	Sig. (2-tailed)	.184	.386	.348	.608	.929	.153		.833	.728	.769	.198
	N	35	35	35	35	35	35	35	35	35	35	35
VAR00008	Pearson Correlation	.008	.422*	.363*	.212	.312	.315	.037	1	.239	.119	.194
	Sig. (2-tailed)	.963	.012	.032	.222	.068	.065	.833		.167	.495	.265
	N	35	35	35	35	35	35	35	35	35	35	35
VAR00009	Pearson Correlation	.121	-.012	.152	-.039	.059	.133	.061	.239	1	-.037	.270
	Sig. (2-tailed)	.488	.943	.382	.825	.736	.445	.728	.167		.835	.116
	N	35	35	35	35	35	35	35	35	35	35	35
VAR00010	Pearson Correlation	.143	.380*	.226	-.021	.347*	-.113	-.051	.119	-.037	1	.208
	Sig. (2-tailed)	.412	.024	.191	.903	.041	.519	.769	.495	.835		.231

	N	35	35	35	35	35	35	35	35	35	35	35
VAR00	Pearson	.233	-.103	.043	.356 [*]	.133	.154	.223	.194	.270	.208	1
011	Correlation											
	Sig. (2-tailed)	.179	.556	.805	.036	.448	.376	.198	.265	.116	.231	
	N	35	35	35	35	35	35	35	35	35	35	35
VAR00	Pearson	.351 [*]	.109	.631 ^{**}	-.160	.075	-.092	.232	.118	.078	.376 [*]	-.158
012	Correlation											
	Sig. (2-tailed)	.038	.534	.000	.358	.669	.601	.179	.498	.657	.026	.364
	N	35	35	35	35	35	35	35	35	35	35	35
VAR00	Pearson	.321	.183	.702 ^{**}	-.147	.185	.027	.066	.349 [*]	.346 [*]	.344 [*]	.167
013	Correlation											
	Sig. (2-tailed)	.060	.293	.000	.399	.287	.878	.707	.040	.042	.043	.338
	N	35	35	35	35	35	35	35	35	35	35	35
VAR00	Pearson	.602 ^{**}	.198	.467 ^{**}	.161	.417 [*]	.061	.163	.398 [*]	.335 [*]	.179	.424 [*]
014	Correlation											
	Sig. (2-tailed)	.000	.255	.005	.355	.013	.729	.350	.018	.049	.302	.011
	N	35	35	35	35	35	35	35	35	35	35	35
VAR00	Pearson	.436 ^{**}	.482 ^{**}	.506 ^{**}	-.103	.430 [*]	-.016	-.058	.290	.146	.606 ^{**}	.000
015	Correlation											
	Sig. (2-tailed)	.009	.003	.002	.557	.010	.929	.740	.091	.403	.000	1.000
	N	35	35	35	35	35	35	35	35	35	35	35
VAR00	Pearson	.351 [*]	.156	.715 ^{**}	-.043	.196	-.049	.131	.288	.112	.398 [*]	.050
016	Correlation											
	Sig. (2-tailed)	.039	.370	.000	.806	.259	.781	.455	.093	.522	.018	.776
	N	35	35	35	35	35	35	35	35	35	35	35
VAR00	Pearson	.408 [*]	.293	.671 ^{**}	-.187	.405 [*]	-.128	.013	.326	.210	.577 ^{**}	-.048
017	Correlation											
	Sig. (2-tailed)	.015	.088	.000	.282	.016	.464	.940	.056	.227	.000	.786
	N	35	35	35	35	35	35	35	35	35	35	35
VAR00	Pearson	.683 ^{**}	.114	.284	.504 ^{**}	.290	.178	.192	.205	.189	.097	.321
018	Correlation											
	Sig. (2-tailed)	.000	.513	.098	.002	.091	.307	.270	.238	.276	.578	.060

N	35	35	35	35	35	35	35	35	35	35	35
TOTAL Pearson Correlation	.694**	.372*	.606**	.212	.525**	.177	.262	.435**	.311	.469**	.311
Sig. (2-tailed)	.000	.028	.000	.222	.001	.309	.129	.009	.069	.004	.069
N	35	35	35	35	35	35	35	35	35	35	35

Correlations

		VAR000 12	VAR000 13	VAR000 14	VAR000 15	VAR000 16	VAR000 17	VAR000 18	TOTAL
VAR000 01	Pearson Correlation	.351*	.321	.602**	.436**	.351*	.408*	.683**	.694**
	Sig. (2-tailed)	.038	.060	.000	.009	.039	.015	.000	.000
	N	35	35	35	35	35	35	35	35
VAR000 02	Pearson Correlation	.109	.183	.198	.482**	.156	.293	.114	.372*
	Sig. (2-tailed)	.534	.293	.255	.003	.370	.088	.513	.028
	N	35	35	35	35	35	35	35	35
VAR000 03	Pearson Correlation	.631**	.702**	.467**	.506**	.715**	.671**	.284	.606**
	Sig. (2-tailed)	.000	.000	.005	.002	.000	.000	.098	.000
	N	35	35	35	35	35	35	35	35
VAR000 04	Pearson Correlation	-.160	-.147	.161	-.103	-.043	-.187	.504**	.212
	Sig. (2-tailed)	.358	.399	.355	.557	.806	.282	.002	.222
	N	35	35	35	35	35	35	35	35
VAR000 05	Pearson Correlation	.075	.185	.417*	.430*	.196	.405*	.290	.525**
	Sig. (2-tailed)	.669	.287	.013	.010	.259	.016	.091	.001
	N	35	35	35	35	35	35	35	35
VAR000 06	Pearson Correlation	-.092	.027	.061	-.016	-.049	-.128	.178	.177
	Sig. (2-tailed)	.601	.878	.729	.929	.781	.464	.307	.309
	N	35	35	35	35	35	35	35	35
VAR000 07	Pearson Correlation	.232	.066	.163	-.058	.131	.013	.192	.262
	Sig. (2-tailed)	.179	.707	.350	.740	.455	.940	.270	.129
	N	35	35	35	35	35	35	35	35

VAR000 08	Pearson	.118	.349*	.398*	.290	.288	.326	.205	.435**
	Correlation								
	Sig. (2-tailed)	.498	.040	.018	.091	.093	.056	.238	.009
	N	35	35	35	35	35	35	35	35
VAR000 09	Pearson	.078	.346*	.335*	.146	.112	.210	.189	.311
	Correlation								
	Sig. (2-tailed)	.657	.042	.049	.403	.522	.227	.276	.069
	N	35	35	35	35	35	35	35	35
VAR000 10	Pearson	.376*	.344*	.179	.606**	.398*	.577**	.097	.469**
	Correlation								
	Sig. (2-tailed)	.026	.043	.302	.000	.018	.000	.578	.004
	N	35	35	35	35	35	35	35	35
VAR000 11	Pearson	-.158	.167	.424*	.000	.050	-.048	.321	.311
	Correlation								
	Sig. (2-tailed)	.364	.338	.011	1.000	.776	.786	.060	.069
	N	35	35	35	35	35	35	35	35
VAR000 12	Pearson	1	.723**	.180	.719**	.869**	.804**	.349*	.670**
	Correlation								
	Sig. (2-tailed)		.000	.302	.000	.000	.000	.040	.000
	N	35	35	35	35	35	35	35	35
VAR000 13	Pearson	.723**	1	.330	.634**	.744**	.708**	.467**	.738**
	Correlation								
	Sig. (2-tailed)	.000		.053	.000	.000	.000	.005	.000
	N	35	35	35	35	35	35	35	35
VAR000 14	Pearson	.180	.330	1	.417*	.274	.411*	.464**	.646**
	Correlation								
	Sig. (2-tailed)	.302	.053		.013	.111	.014	.005	.000
	N	35	35	35	35	35	35	35	35
VAR000 15	Pearson	.719**	.634**	.417*	1	.721**	.777**	.274	.758**
	Correlation								
	Sig. (2-tailed)	.000	.000	.013		.000	.000	.112	.000
	N	35	35	35	35	35	35	35	35
VAR000 16	Pearson	.869**	.744**	.274	.721**	1	.804**	.387*	.744**
	Correlation								
	Sig. (2-tailed)	.000	.000	.111	.000		.000	.022	.000
	N	35	35	35	35	35	35	35	35
VAR000 17	Pearson	.804**	.708**	.411*	.777**	.804**	1	.255	.741**
	Correlation								
	Sig. (2-tailed)	.000	.000	.014	.000	.000		.139	.000
	N	35	35	35	35	35	35	35	35

VAR000 18	Pearson	.349*	.467**	.464**	.274	.387*	.255	1	.727**
	Correlation								
	Sig. (2-tailed)	.040	.005	.005	.112	.022	.139		.000
	N	35	35	35	35	35	35	35	35
TOTAL	Pearson	.670**	.738**	.646**	.758**	.744**	.741**	.727**	1
	Correlation								
	Sig. (2-tailed)	.000	.000	.000	.000	.000	.000	.000	.000
	N	35	35	35	35	35	35	35	35

** . Correlation is significant at the 0.01 level (2-tailed).

* . Correlation is significant at the 0.05 level (2-tailed).



Kuesioner Resiko Bunuh Diri

		Correlations								
		VAR00001	VAR00002	VAR00003	VAR00004	VAR00005	VAR00006	VAR00007	VAR00008	VAR00009
VAR00001	Pearson Correlation	1	.695**	.825**	.809**	.580**	-.140	-.082	-.123	.547**
	Sig. (2-tailed)		.000	.000	.000	.000	.422	.638	.480	.001
	N	35	35	35	35	35	35	35	35	35
VAR00002	Pearson Correlation	.695**	1	.730**	.720**	.637**	-.019	.017	-.041	.529**
	Sig. (2-tailed)	.000		.000	.000	.000	.912	.924	.816	.001
	N	35	35	35	35	35	35	35	35	35
VAR00003	Pearson Correlation	.825**	.730**	1	.610**	.488**	-.091	-.043	-.303	.625**
	Sig. (2-tailed)	.000	.000		.000	.003	.602	.806	.077	.000
	N	35	35	35	35	35	35	35	35	35
VAR00004	Pearson Correlation	.809**	.720**	.610**	1	.710**	.058	.134	.171	.445**
	Sig. (2-tailed)	.000	.000	.000		.000	.742	.441	.325	.007
	N	35	35	35	35	35	35	35	35	35
VAR00005	Pearson Correlation	.580**	.637**	.488**	.710**	1	.017	.247	.189	.460**
	Sig. (2-tailed)	.000	.000	.003	.000		.921	.153	.277	.005
	N	35	35	35	35	35	35	35	35	35
VAR00006	Pearson Correlation	-.140	-.019	-.091	.058	.017	1	.767**	.286	.088
	Sig. (2-tailed)	.422	.912	.602	.742	.921		.000	.096	.617
	N	35	35	35	35	35	35	35	35	35
VAR00007	Pearson Correlation	-.082	.017	-.043	.134	.247	.767**	1	.304	.129
	Sig. (2-tailed)	.638	.924	.806	.441	.153	.000		.076	.460
	N	35	35	35	35	35	35	35	35	35
VAR00008	Pearson Correlation	-.123	-.041	-.303	.171	.189	.286	.304	1	.031
	Sig. (2-tailed)	.480	.816	.077	.325	.277	.096	.076		.862
	N	35	35	35	35	35	35	35	35	35
VAR00009	Pearson Correlation	.547**	.529**	.625**	.445**	.460**	.088	.129	.031	1
	Sig. (2-tailed)	.001	.001	.000	.007	.005	.617	.460	.862	
	N	35	35	35	35	35	35	35	35	35

	N	35	35	35	35	35	35	35	35	35
VAR00 010	Pearson Correlation	.575**	.502**	.644**	.539**	.653**	.086	.184	.197	.676**
	Sig. (2-tailed)	.000	.002	.000	.001	.000	.622	.291	.258	.000
	N	35	35	35	35	35	35	35	35	35
VAR00 011	Pearson Correlation	.577**	.596**	.629**	.521**	.750**	-.054	.106	.106	.653**
	Sig. (2-tailed)	.000	.000	.000	.001	.000	.759	.545	.543	.000
	N	35	35	35	35	35	35	35	35	35
VAR00 012	Pearson Correlation	.621**	.628**	.613**	.608**	.678**	-.058	.075	.051	.678**
	Sig. (2-tailed)	.000	.000	.000	.000	.000	.739	.667	.769	.000
	N	35	35	35	35	35	35	35	35	35
VAR00 013	Pearson Correlation	.514**	.480**	.550**	.414*	.628**	-.039	-.031	.226	.678**
	Sig. (2-tailed)	.002	.004	.001	.015	.000	.826	.860	.198	.000
	N	34	34	34	34	34	34	34	34	34
VAR00 014	Pearson Correlation	.387*	.262	.302	.309	.547**	.155	.125	.274	.369*
	Sig. (2-tailed)	.022	.129	.078	.070	.001	.374	.473	.111	.029
	N	35	35	35	35	35	35	35	35	35
VAR00 015	Pearson Correlation	.536**	.609**	.509**	.533**	.608**	.020	.074	.256	.538**
	Sig. (2-tailed)	.001	.000	.002	.001	.000	.911	.672	.137	.001
	N	35	35	35	35	35	35	35	35	35
VAR00 016	Pearson Correlation	.449**	.472**	.531**	.452**	.675**	.064	.206	.221	.554**
	Sig. (2-tailed)	.007	.004	.001	.006	.000	.717	.234	.202	.001
	N	35	35	35	35	35	35	35	35	35
TOTAL	Pearson Correlation	.730**	.730**	.719**	.746**	.826**	.169	.270	.239	.742**
	Sig. (2-tailed)	.000	.000	.000	.000	.000	.333	.117	.167	.000
	N	35	35	35	35	35	35	35	35	35

Correlations

		VAR000	VAR000	VAR000	VAR000	VAR000	VAR000	VAR000	TOTAL
		10	11	12	13	14	15	16	
VAR000 01	Pearson	.575**	.577**	.621**	.514**	.387*	.536**	.449**	.730**
	Correlation								
	Sig. (2-tailed)	.000	.000	.000	.002	.022	.001	.007	.000
	N	35	35	35	34	35	35	35	35
VAR000 02	Pearson	.502**	.596**	.628**	.480**	.262	.609**	.472**	.730**
	Correlation								
	Sig. (2-tailed)	.002	.000	.000	.004	.129	.000	.004	.000
	N	35	35	35	34	35	35	35	35
VAR000 03	Pearson	.644**	.629**	.613**	.550**	.302	.509**	.531**	.719**
	Correlation								
	Sig. (2-tailed)	.000	.000	.000	.001	.078	.002	.001	.000
	N	35	35	35	34	35	35	35	35
VAR000 04	Pearson	.539**	.521**	.608**	.414*	.309	.533**	.452**	.746**
	Correlation								
	Sig. (2-tailed)	.001	.001	.000	.015	.070	.001	.006	.000
	N	35	35	35	34	35	35	35	35
VAR000 05	Pearson	.653**	.750**	.678**	.628**	.547**	.608**	.675**	.826**
	Correlation								
	Sig. (2-tailed)	.000	.000	.000	.000	.001	.000	.000	.000
	N	35	35	35	34	35	35	35	35
VAR000 06	Pearson	.086	-.054	-.058	-.039	.155	.020	.064	.169
	Correlation								
	Sig. (2-tailed)	.622	.759	.739	.826	.374	.911	.717	.333
	N	35	35	35	34	35	35	35	35
VAR000 07	Pearson	.184	.106	.075	-.031	.125	.074	.206	.270
	Correlation								
	Sig. (2-tailed)	.291	.545	.667	.860	.473	.672	.234	.117
	N	35	35	35	34	35	35	35	35
VAR000 08	Pearson	.197	.106	.051	.226	.274	.256	.221	.239
	Correlation								
	Sig. (2-tailed)	.258	.543	.769	.198	.111	.137	.202	.167
	N	35	35	35	34	35	35	35	35
VAR000 09	Pearson	.676**	.653**	.678**	.678**	.369*	.538**	.554**	.742**
	Correlation								
	Sig. (2-tailed)	.000	.000	.000	.000	.029	.001	.001	.000
	N	35	35	35	34	35	35	35	35

VAR000 10	Pearson	1	.721**	.775**	.801**	.571**	.679**	.881**	.878**
	Correlation								
	Sig. (2-tailed)		.000	.000	.000	.000	.000	.000	.000
	N	35	35	35	34	35	35	35	35
VAR000 11	Pearson	.721**	1	.672**	.721**	.533**	.698**	.685**	.830**
	Correlation								
	Sig. (2-tailed)	.000		.000	.000	.001	.000	.000	.000
	N	35	35	35	34	35	35	35	35
VAR000 12	Pearson	.775**	.672**	1	.727**	.422*	.552**	.702**	.814**
	Correlation								
	Sig. (2-tailed)	.000	.000		.000	.012	.001	.000	.000
	N	35	35	35	34	35	35	35	35
VAR000 13	Pearson	.801**	.721**	.727**	1	.633**	.729**	.775**	.829**
	Correlation								
	Sig. (2-tailed)	.000	.000	.000		.000	.000	.000	.000
	N	34	34	34	34	34	34	34	34
VAR000 14	Pearson	.571**	.533**	.422*	.633**	1	.658**	.544**	.659**
	Correlation								
	Sig. (2-tailed)	.000	.001	.012	.000		.000	.001	.000
	N	35	35	35	34	35	35	35	35
VAR000 15	Pearson	.679**	.698**	.552**	.729**	.658**	1	.694**	.807**
	Correlation								
	Sig. (2-tailed)	.000	.000	.001	.000	.000		.000	.000
	N	35	35	35	34	35	35	35	35
VAR000 16	Pearson	.881**	.685**	.702**	.775**	.544**	.694**	1	.823**
	Correlation								
	Sig. (2-tailed)	.000	.000	.000	.000	.001	.000		.000
	N	35	35	35	34	35	35	35	35
TOTAL	Pearson	.878**	.830**	.814**	.829**	.659**	.807**	.823**	1
	Correlation								
	Sig. (2-tailed)	.000	.000	.000	.000	.000	.000	.000	
	N	35	35	35	34	35	35	35	35

** . Correlation is significant at the 0.01 level (2-tailed).

* . Correlation is significant at the 0.05 level (2-tailed).

X101 Perilaku Bullying (yang melakukan/SESI I)																
No Resp	Item Pernyataan/Pertanyaan													Jumlah		
	X101	X102	X103	X104	X105	X106	X107	X108	X109	X110	X111	X112	X113			
1	5	6	5	5	5	5	5	6	6	5	5	5	5	6	69	
2	6	6	6	6	6	6	5	5	5	6	6	6	6	6	75	
3	6	6	6	6	6	6	6	6	6	6	6	6	5	6	77	
4	2	5	5	5	5	6	6	4	5	3	5	4	6	61		
5	5	2	5	5	3	6	6	6	3	5	5	6	6	63		
6	2	6	6	5	5	6	6	5	4	6	6	6	6	69		
7	3	6	5	5	5	6	6	6	5	6	5	6	5	69		
8	2	5	6	6	6	6	6	6	5	5	6	4	6	69		
9	5	2	6	5	5	4	3	5	5	4	6	3	5	58		
10	6	6	5	5	5	2	6	2	5	5	5	6	6	64		
11	5	6	6	6	6	6	6	6	5	5	6	5	6	74		
12	1	1	5	5	5	6	5	6	5	1	5	6	6	57		
13	5	6	6	6	6	6	6	6	5	5	6	5	6	74		
14	1	1	5	5	5	6	5	6	5	1	5	6	6	57		
15	2	2	6	6	5	6	6	6	5	6	5	5	6	66		
16	1	3	4	6	6	6	4	6	5	6	6	5	6	64		
17	2	1	2	1	5	6	5	5	4	2	5	6	6	50		
18	2	1	2	1	5	4	2	5	2	2	5	6	6	43		
19	4	6	6	6	6	6	6	5	4	5	5	6	6	71		
20	6	6	6	6	6	6	6	5	6	6	6	6	6	77		
21	6	6	6	6	6	6	6	5	6	6	6	6	6	77		
22	6	6	6	6	5	6	6	5	6	6	6	6	6	76		
23	6	6	5	6	3	2	6	2	6	5	6	6	4	63		
24	5	6	6	6	6	6	5	6	6	6	6	5	6	75		
25	6	6	6	6	6	5	5	1	6	6	6	5	6	70		
26	1	6	6	3	6	6	5	6	6	5	5	2	1	58		
27	1	6	5	3	6	4	2	5	6	3	5	2	1	49		
28	5	6	6	4	6	6	6	6	6	4	6	6	6	73		
29	4	4	6	5	6	6	6	5	5	5	5	6	6	69		
30	5	6	5	6	6	6	6	5	5	5	6	6	5	72		
31	6	6	6	6	6	6	6	6	6	6	6	6	6	78		
32	6	4	6	6	5	5	4	6	5	5	4	4	6	66		
33	5	5	6	6	6	6	6	6	6	6	6	6	6	76		
34	6	6	6	6	6	6	6	6	6	6	6	6	6	78		
35	5	6	5	5	6	6	6	6	5	5	6	6	6	73		
36	6	6	6	6	6	6	6	6	6	6	6	6	6	78		
37	6	6	6	5	1	6	5	6	6	5	5	6	6	69		
38	6	6	6	6	5	6	5	5	6	6	6	6	5	74		
39	1	6	6	6	6	5	5	3	6	6	6	5	6	67		
40	5	5	3	6	3	4	5	5	5	2	1	5	1	50		
41	6	6	5	6	6	5	6	5	6	6	6	6	6	75		
42	5	6	5	6	6	5	6	5	6	6	6	6	6	74		
43	5	6	2	5	6	6	5	6	2	5	6	6	6	66		
44	5	4	4	5	6	6	5	5	5	6	5	5	6	67		
45	5	3	2	5	6	6	6	6	4	6	6	5	6	66		
46	5	5	5	5	5	6	6	6	6	5	6	6	6	72		
47	5	6	6	6	6	6	6	6	6	6	6	6	6	77		
48	5	6	6	6	6	6	6	6	6	6	6	6	6	77		
49	5	5	3	5	5	5	5	5	5	5	5	5	5	63		
50	5	5	3	5	5	5	5	5	5	5	5	6	5	64		
51	5	4	5	4	5	6	5	6	5	5	4	6	6	66		
52	2	2	5	2	2	6	6	6	5	5	5	5	6	57		
53	5	5	5	6	6	6	6	5	6	5	6	6	6	73		
54	5	5	5	2	4	6	6	6	2	2	5	1	6	55		
55	5	5	5	5	6	6	6	6	5	5	5	6	6	71		
56	6	5	6	6	6	6	6	6	5	6	6	6	6	76		
57	5	5	5	2	3	6	6	6	5	3	5	5	5	61		
58	2	5	5	3	2	6	6	6	2	2	2	1	6	48		
59	5	6	6	5	6	6	5	4	6	6	6	6	6	73		
60	5	5	6	6	6	6	4	4	5	6	6	5	6	70		

91	6	6	6	6	6	6	6	6	5	6	5	6	6	6	76
92	6	6	6	6	6	6	6	6	6	6	6	6	6	6	78
93	5	5	4	6	6	6	6	5	6	5	6	6	6	6	72
94	5	2	2	6	6	6	6	5	6	2	5	5	6	6	62
95	5	5	6	6	6	5	6	1	6	5	6	6	6	6	69
96	5	5	6	6	6	5	6	1	6	5	6	5	3	6	65
97	6	6	6	6	6	6	6	6	6	6	6	5	6	5	76
98	2	5	2	4	1	6	2	6	5	2	2	5	6	6	48
99	1	1	1	5	6	6	1	5	5	5	6	5	6	6	53
100	5	1	1	5	5	6	5	5	5	5	5	5	5	5	58
101	5	1	2	2	2	5	5	5	1	1	1	5	1	6	36
102	1	5	2	2	2	5	4	5	1	5	5	5	5	5	47
103	5	6	5	4	6	6	6	6	6	5	6	1	6	6	68
104	5	5	5	5	5	6	5	6	5	5	5	6	6	6	69
105	2	5	5	5	5	5	5	4	5	5	4	2	2	6	54
106	6	5	6	6	6	6	6	6	6	5	6	4	5	6	73
107	6	6	4	6	6	6	6	6	6	6	4	6	6	6	74
108	5	6	5	6	6	6	6	6	6	6	5	5	6	6	74
109	6	6	6	6	6	6	6	6	6	6	5	5	6	6	76
110	5	6	5	5	6	6	3	6	6	5	6	5	6	6	70
111	5	6	5	5	6	6	6	5	6	5	6	6	6	6	73
112	5	6	6	6	6	6	6	6	5	5	5	6	6	6	74
113	5	6	6	6	6	6	5	6	5	5	5	5	6	6	72
114	6	5	6	6	6	6	6	6	6	6	5	5	6	6	75
115	6	5	6	6	6	6	5	6	6	6	5	5	6	6	74
116	5	5	6	6	6	6	6	5	6	4	6	5	6	6	72
117	5	6	6	6	5	6	6	5	6	6	6	5	5	6	73
118	5	5	5	5	5	6	5	5	6	5	6	5	6	6	69
119	6	6	6	5	5	6	5	5	6	5	6	5	6	6	72
120	6	6	6	6	6	6	6	6	6	6	5	6	6	6	77
121	6	6	6	5	6	6	6	5	6	6	6	5	6	6	75
122	6	4	6	6	1	6	4	1	5	5	4	4	2	6	54
123	6	6	6	5	6	6	5	6	6	5	5	5	5	5	72
124	6	4	6	6	5	6	6	5	3	6	4	1	5	6	63
125	1	5	1	5	5	6	5	6	2	2	5	5	6	6	54
126	2	5	2	5	5	6	6	6	5	1	6	5	6	6	60
127	5	6	6	6	6	5	5	5	5	6	5	6	6	6	72
128	5	6	6	6	5	6	6	6	6	6	6	5	6	6	75
129	5	5	6	6	6	6	5	6	5	5	5	6	6	6	72
130	5	5	6	6	6	6	6	6	5	5	5	6	6	6	73
131	2	6	5	5	6	5	5	6	5	5	4	1	5	6	60
132	2	3	5	5	6	6	5	6	5	5	4	1	5	6	58
133	5	5	6	6	6	6	5	6	6	5	5	5	6	6	72
134	6	6	6	6	6	6	6	6	6	6	6	6	6	6	78
135	5	6	5	6	6	6	6	6	4	6	6	6	6	6	74
136	5	5	2	5	4	6	6	4	3	5	4	6	6	6	61
137	6	6	5	6	6	6	6	6	6	6	6	5	6	6	76
138	5	5	5	6	6	6	5	6	5	5	5	5	6	6	70
139	5	5	6	6	6	6	5	6	5	6	6	6	6	6	74
140	6	6	5	6	5	6	6	5	6	6	6	6	6	6	75
141	5	4	5	5	3	6	5	5	5	5	5	5	6	6	64
142	5	6	5	5	5	6	6	6	5	5	6	6	5	6	71
143	5	4	6	6	3	6	6	6	4	5	5	5	6	6	67
144	6	6	6	6	6	6	6	6	5	6	6	6	6	6	77
145	5	1	5	5	6	6	5	1	1	5	1	6	5	6	52
146	5	4	6	6	6	6	6	6	5	6	4	5	6	6	71
147	5	4	6	6	6	6	6	6	5	6	4	6	6	6	72
148	1	6	1	1	1	1	2	1	1	1	6	1	6	6	29
149	5	6	6	6	6	6	6	6	6	6	6	6	6	6	77
150	5	6	5	5	5	6	6	6	5	5	6	6	6	6	72
151	5	4	5	6	6	6	6	6	5	5	6	6	6	6	72
152	5	5	5	2	5	6	1	5	5	1	1	4	6	6	51
153	6	6	6	6	6	6	6	6	6	6	6	6	6	6	78
154	6	6	5	6	6	6	6	6	6	6	6	6	6	6	77
155	5	6	5	6	5	6	6	6	6	5	6	6	6	6	74

156	6	6	5	6	5	6	6	6	5	6	5	5	6	73
157	5	5	5	6	6	6	6	6	5	6	5	5	5	71
158	6	5	1	6	6	6	4	5	6	4	5	4	6	64
159	5	6	6	6	6	6	6	6	6	6	6	6	6	77
160	6	5	6	6	6	6	6	6	6	6	5	6	6	76
161	5	6	6	6	6	5	5	6	6	6	5	6	6	74
162	6	6	6	6	6	6	6	6	6	6	6	6	6	78
163	5	5	5	6	6	5	5	6	5	5	6	5	6	70
164	5	5	5	5	5	5	5	5	5	5	5	5	6	66
165	5	5	6	5	6	6	5	6	6	6	6	6	5	73
166	6	6	6	6	6	6	6	6	5	6	6	6	6	77
167	6	5	6	6	6	6	6	6	4	5	6	5	6	73
168	6	6	6	5	6	6	5	6	6	6	6	6	6	76
169	5	5	6	6	5	6	6	6	2	6	6	6	6	71
170	6	6	5	5	6	6	6	6	6	6	6	6	6	76
171	5	6	6	5	6	6	6	5	6	6	6	6	6	75
172	6	6	6	6	6	5	6	6	6	5	6	5	6	75
173	6	6	6	5	5	6	6	6	6	6	6	6	2	72
174	4	5	5	4	6	3	5	1	6	5	6	6	5	61
175	6	5	6	4	6	6	4	5	6	5	4	4	6	67
176	3	5	6	2	5	6	5	4	6	5	6	2	6	61
177	2	6	3	5	6	3	5	1	6	6	5	5	6	59
178	6	6	5	6	6	6	6	6	6	6	6	5	6	76
179	6	6	6	5	5	6	6	6	6	6	6	5	6	75
180	5	6	5	5	4	6	5	5	6	5	6	5	6	69
181	5	1	6	3	5	4	5	3	5	5	1	5	1	49
182	4	3	4	4	6	6	6	6	6	5	5	5	6	66
183	5	6	5	5	6	6	6	6	6	6	5	5	6	73
184	6	6	6	6	6	6	6	6	6	5	5	5	6	75
185	6	6	6	5	6	6	5	6	6	5	6	6	6	75
186	6	6	6	6	6	6	6	6	6	6	6	6	6	78
187	5	5	2	5	5	6	5	6	5	2	5	6	6	63
188	6	6	5	6	6	5	5	6	6	6	5	5	6	73
189	2	5	6	5	5	6	5	1	5	5	5	6	5	61
190	2	4	6	6	6	6	5	5	6	5	6	6	5	68
191	6	6	5	5	6	6	5	5	6	5	6	5	6	72
192	2	5	5	5	4	4	6	1	1	1	5	3	1	43
193	5	6	5	5	5	6	6	6	6	6	6	5	6	73
194	4	6	5	5	6	6	5	6	6	6	6	5	6	72
195	6	5	6	5	6	6	5	5	6	5	6	6	6	73
196	5	6	6	6	6	5	5	5	6	5	5	6	6	72
197	1	2	2	5	5	6	6	6	3	3	2	3	6	50
198	6	5	1	6	6	5	6	6	6	5	5	1	6	64
199	5	5	5	5	6	6	6	6	6	5	5	6	6	72
200	2	1	5	4	4	6	4	5	5	3	4	6	6	55
201	5	1	5	6	6	6	5	1	6	5	1	1	1	49
202	2	5	2	2	5	6	4	6	5	3	5	1	6	52
203	5	6	5	5	6	6	5	5	6	6	5	5	6	71
204	5	5	5	6	6	6	6	6	5	5	5	5	6	71
205	6	5	6	6	6	6	6	6	5	6	5	5	6	74
206	2	4	2	5	3	5	5	3	5	4	2	3	5	48
207	5	5	4	5	6	6	5	6	5	5	5	6	6	69
208	5	5	6	6	6	6	5	5	5	4	4	6	6	69
209	5	5	6	6	6	6	6	6	6	6	5	6	6	75
210	5	4	5	5	5	4	5	6	5	3	5	6	6	64
211	6	6	6	6	6	5	6	5	6	6	6	6	1	71
212	6	6	6	6	6	5	6	5	6	6	6	6	1	71

Frekuensi karakteristik usia dan kelas

USIA

		Frequency	Percent	Valid Percent	Cumulative Percent
Valid	11	12	5.7	5.7	5.7
	12	112	52.8	52.8	58.5
	13	78	36.8	36.8	95.3
	14	10	4.7	4.7	100.0
	Total	212	100.0	100.0	

KELAS

		Frequency	Percent	Valid Percent	Cumulative Percent
Valid	7A	44	20.8	20.8	20.8
	7D	44	20.8	20.8	41.5
	7E	43	20.3	20.3	61.8
	7G	42	19.8	19.8	81.6
	7J	39	18.4	18.4	100.0
	Total	212	100.0	100.0	

Kat_PerilakuBullyingSesi1 * Kat_ResikoBunuhDiri

Crosstab

		Kat_ResikoBunuhDiri			
		Ringan	Sedang	Berat	
Kat_PerilakuBullyingSesi1	Ringan	Count	1	0	0
		% within Kat_PerilakuBullyingSesi1	100.0%	0.0%	0.0%
	Sedang	Count	4	13	6
		% within Kat_PerilakuBullyingSesi1	17.4%	56.5%	26.1%
	Berat	Count	44	121	23
		% within Kat_PerilakuBullyingSesi1	23.4%	64.4%	12.2%
Total	Count	49	134	29	
	% within Kat_PerilakuBullyingSesi1	23.1%	63.2%	13.7%	

Crosstab

			Total
Kat_PerilakuBullyingSesi1	Ringan	Count	1
		% within Kat_PerilakuBullyingSesi1	100.0%
	Sedang	Count	23
		% within Kat_PerilakuBullyingSesi1	100.0%
	Berat	Count	188
		% within Kat_PerilakuBullyingSesi1	100.0%
Total		Count	212
		% within Kat_PerilakuBullyingSesi1	100.0%

Chi-Square Tests

	Value	df	Asymptotic Significance (2-sided)
Pearson Chi-Square	6.737 ^a	4	.150
Likelihood Ratio	5.838	4	.212
Linear-by-Linear Association	.641	1	.423
N of Valid Cases	212		

Kat_PerilakuBullyingSesi2 * Kat_ResikoBunuhDiri

Crosstab

		Kat_ResikoBunuhDiri			
		Ringan	Sedang	Berat	
Kat_PerilakuBullyingSesi2	Ringan	Count	0	1	0
		% within Kat_PerilakuBullyingSesi2	0.0%	100.0%	0.0%
	Sedang	Count	3	10	6
		% within Kat_PerilakuBullyingSesi2	15.8%	52.6%	31.6%

	Berat	Count	46	123	23
		% within	24.0%	64.1%	12.0%
		Kat_PerilakuBullyingSesi2			
Total		Count	49	134	29
		% within	23.1%	63.2%	13.7%
		Kat_PerilakuBullyingSesi2			

Crosstab

				Total
Kat_PerilakuBullyingSesi2	Ringan	Count		1
		% within Kat_PerilakuBullyingSesi2		100.0%
	Sedang	Count		19
		% within Kat_PerilakuBullyingSesi2		100.0%
	Berat	Count		192
		% within Kat_PerilakuBullyingSesi2		100.0%
Total		Count		212
		% within Kat_PerilakuBullyingSesi2		100.0%

Chi-Square Tests

	Value	df	Asymptotic Significance (2- sided)
Pearson Chi-Square	6.297 ^a	4	.178
Likelihood Ratio	5.513	4	.239
Linear-by-Linear Association	3.288	1	.070
N of Valid Cases	212		

Kat_HargaDiriRendah * Kat_ResikoBunuhDiri

Crosstab

			Kat_ResikoBunuhDiri		
			Ringan	Sedang	Berat
Kat_HargaDiriRendah	Ringan	Count	0	2	2

	% within Kat_HargaDiriRendah	0.0%	50.0%	50.0%
Sedang	Count	22	117	26
	% within Kat_HargaDiriRendah	13.3%	70.9%	15.8%
Berat	Count	27	15	1
	% within Kat_HargaDiriRendah	62.8%	34.9%	2.3%
Total	Count	49	134	29
	% within Kat_HargaDiriRendah	23.1%	63.2%	13.7%

Crosstab

				Total
Kat_HargaDiriRendah	Ringan	Count		4
		% within Kat_HargaDiriRendah		100.0%
	Sedang	Count		165
		% within Kat_HargaDiriRendah		100.0%
	Berat	Count		43
		% within Kat_HargaDiriRendah		100.0%
Total		Count		212
		% within Kat_HargaDiriRendah		100.0%

Chi-Square Tests

	Value	df	Asymptotic Significance (2- sided)
Pearson Chi-Square	52.588 ^a	4	.000
Likelihood Ratio	46.892	4	.000
Linear-by-Linear Association	41.173	1	.000
N of Valid Cases	212		



UJi VR



Penelitian Hari Pertama



BIODATA PENULIS



Nama : Indi Rahmawati

NPM : 204201516096

Alamat : Jl. Kemandoran Lapangan Ali rt02/rw022 No 34 Pekayon
Jaya Bekasi Selatan Kota Bekasi

No. Hp Aktif : 088291997126/085779105135

Email Aktif : indi85921@gmail.com

Pendidikan :

- Sekolah Dasar (2008-2014)
- Sekolah Menengah Pertama (2014-2017)
- SMA TULUS BHAKTI Jurusan IPA (2017-2020)

Pengalaman Kerja : Admin & Packing Online Shop (Lazada, Shopee)

- Melayani transaksi pembelian online
- Packing barang

BAB 1 - 5.docx

ORIGINALITY REPORT

26%
SIMILARITY INDEX

24%
INTERNET SOURCES

8%
PUBLICATIONS

6%
STUDENT PAPERS

PRIMARY SOURCES

1	repo.poltekkesbandung.ac.id Internet Source	2%
2	journal2.stikeskendal.ac.id Internet Source	2%
3	docplayer.info Internet Source	2%
4	e-journal.sttpb.ac.id Internet Source	2%
5	scholar.unand.ac.id Internet Source	2%
6	journal.ppnijateng.org Internet Source	1%
7	repository.stikstellamarismks.ac.id Internet Source	1%
8	repository.urecol.org Internet Source	1%
9	www.akperpasarrebo.ac.id Internet Source	1%
10	www.grafiati.com Internet Source	1%
11	files.osf.io Internet Source	1%
12	Submitted to Konsorsium Perguruan Tinggi Swasta Indonesia II Student Paper	1%
13	123dok.com Internet Source	1%
14	jurnal.umk.ac.id Internet Source	1%
15	Nofrida Saswati, Isti Harkomah, Era Rahayu, Indah Sari et al. "Pelaksanaan Terapi Aktivitas Kelompok (TAK) pada klien harga diri rendah	<1%

15	Nofrida Saswati, Isti Harkomah, Era Rahayu, Indah Sari et al. "Pelaksanaan Terapi Aktivitas Kelompok (TAK) pada klien harga diri rendah kronis", Jurnal Pengabdian Harapan Ibu (JPHI), 2022 Publication	<1 %
16	core.ac.uk Internet Source	<1 %
17	kc.umn.ac.id Internet Source	<1 %
18	ejournal.uika-bogor.ac.id Internet Source	<1 %
19	www.researchgate.net Internet Source	<1 %
<hr/>		
20	Submitted to Surabaya University Student Paper	<1 %
21	Submitted to Forum Perpustakaan Perguruan Tinggi Indonesia Jawa Timur Student Paper	<1 %
22	Submitted to Universitas Negeri Surabaya The State University of Surabaya Student Paper	<1 %
23	repository.uksw.edu Internet Source	<1 %
24	repository.unjaya.ac.id Internet Source	<1 %
25	www.coursehero.com Internet Source	<1 %
26	repository.unja.ac.id Internet Source	<1 %
27	www.scribd.com Internet Source	<1 %
28	doku.pub Internet Source	<1 %
29	repository.unsri.ac.id Internet Source	<1 %
30	yonokomputer.com Internet Source	<1 %

31	konsultasiskripsi.com Internet Source	<1 %
32	repository.poltekkes-tjk.ac.id Internet Source	<1 %
33	es.scribd.com Internet Source	<1 %
34	id.123dok.com Internet Source	<1 %
35	www.katakini.com Internet Source	<1 %
36	pdfcoffee.com Internet Source	<1 %
37	Submitted to Universitas Ibn Khaldun Student Paper	<1 %
38	journals.usm.ac.id Internet Source	<1 %
39	Elizabeth Febe Yulian Suwandi, Margaretta Erna Setianingrum. "SUBJECTIVE WELL BEING DITINJAU DARI HARGA DIRI PADA REMAJA YANG MEMILIKI ORANG TUA TUNGGAL IBU DI KOTA MAGELANG", MOTIVA JURNAL PSIKOLOGI, 2020 Publication	<1 %
40	digilib.unila.ac.id Internet Source	<1 %
<hr/>		
41	repository.unair.ac.id Internet Source	<1 %
42	old.magdalene.co Internet Source	<1 %
43	Submitted to Badan PPSDM Kesehatan Kementerian Kesehatan Student Paper	<1 %
44	Submitted to Universitas Indonesia Student Paper	<1 %
45	ejournal.unsrat.ac.id	<1 %

43	Submitted to Badan PPSDM Kesehatan Kementerian Kesehatan Student Paper	<1 %
44	Submitted to Universitas Indonesia Student Paper	<1 %
45	ejournal.unsrat.ac.id Internet Source	<1 %
46	eprints.uns.ac.id Internet Source	<1 %
47	repo.stikesicme-jbg.ac.id Internet Source	<1 %
48	lib.ui.ac.id Internet Source	<1 %
49	lontar.ui.ac.id Internet Source	<1 %
50	repositori.usu.ac.id Internet Source	<1 %
51	repository.unibos.ac.id Internet Source	<1 %
<hr/>		
52	Dwi Hurriyati, Risqika Lailati Fitri. "PSIKOEDUKASI PENCEGAHAN BULLYING UNTUK MENINGKATKAN SELF AWARENESS PADA REMAJA DI SMP MUHAMMADIYAH 1 TANJUNG ENIM KABUPATEN MUARA ENIM", SELAPARANG: Jurnal Pengabdian Masyarakat Berkemajuan, 2023 Publication	<1 %
53	Maulida, Yuni. "IT for E-Commerce, Financial Literacy and Financial Inclusion: Determinants of SMEs Performance", Universitas Islam Sultan Agung (Indonesia), 2023 Publication	<1 %
54	docobook.com Internet Source	<1 %
55	dokumen.tips Internet Source	<1 %
56	dumdumstory.blogspot.com Internet Source	<1 %
57	garuda.kemdikbud.go.id Internet Source	<1 %
58	id.wikihow.com Internet Source	<1 %

59	jujukfr.wordpress.com Internet Source	<1 %
	pantunirwanprayitno.com	
60	Internet Source	<1 %
61	analisis.kontan.co.id Internet Source	<1 %
62	cynantia-rachmijati.dosen.stkipsiliwangi.ac.id Internet Source	<1 %
63	pdfslide.tips Internet Source	<1 %
64	profilputra.blogspot.com Internet Source	<1 %
65	stikesks-kendari.e-journal.id Internet Source	<1 %
66	zdocs.tips Internet Source	<1 %
67	digilib.unisayogya.ac.id Internet Source	<1 %
68	erwandoni.blogspot.com Internet Source	<1 %
69	Indra Maulana, Hendrawati Hendrawati, Iceu Amira, Sukma Senjaya. "Literatur Review Terapi Aktivitas Kelompok untuk Meningkatkan Harga Diri Rendah (HDR)", <i>Malahayati Nursing Journal</i> , 2022 Publication	<1 %
	look-better.icu	
70	Internet Source	<1 %
71	repo.unand.ac.id Internet Source	<1 %