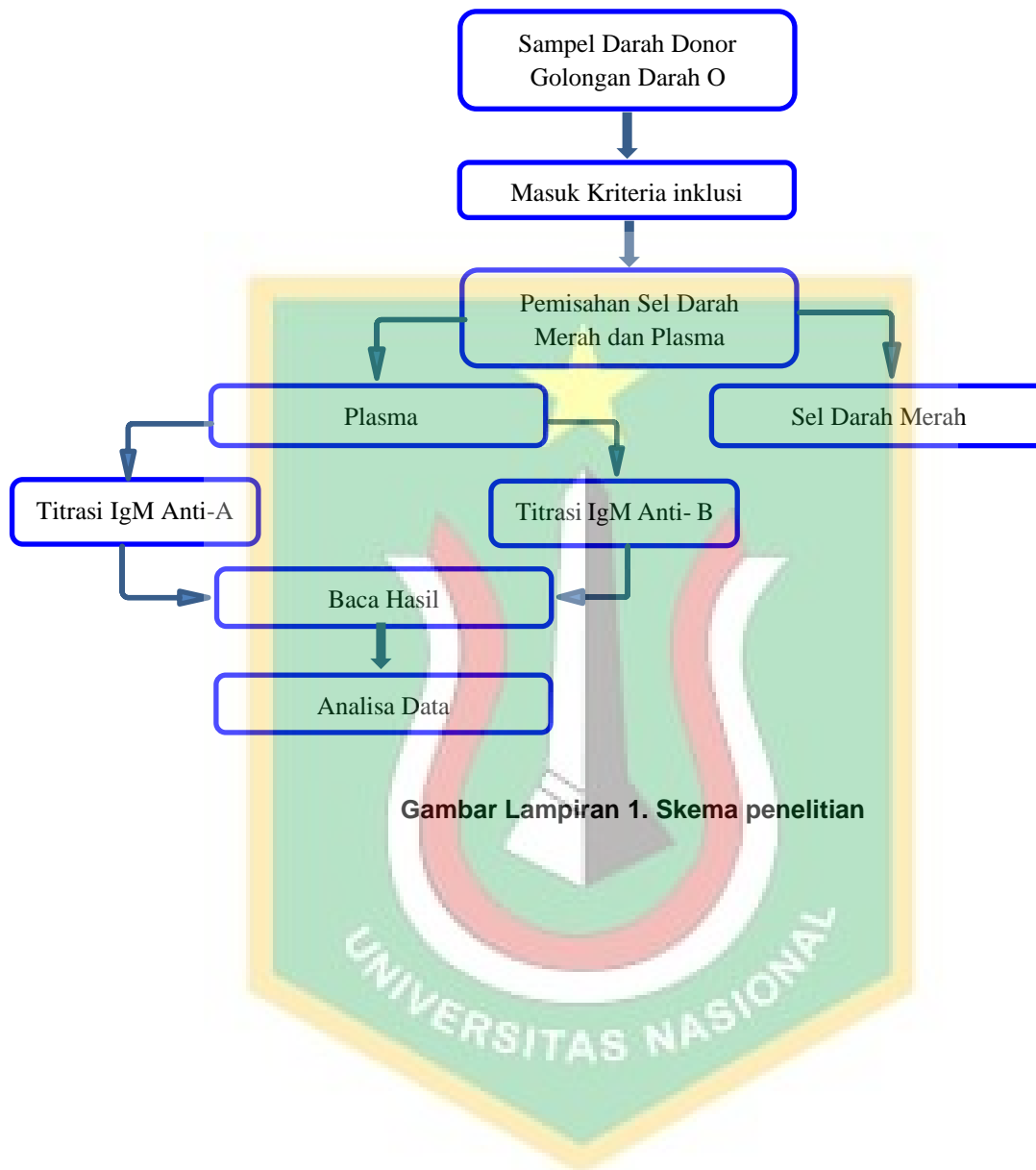


## DAFTAR PUSTAKA

- Amita R, Vijayalakshmi K. 2019. *Prevalence and haemolytic significance of red cell antibodies among dangerous universal donors in a Tertiary Care Hospital in South India. International Journal of Medical Laboratory* 6: 234-40
- Bain BJ, Bates I, Laffan MAD. 2017. *Lewis: Practical Haematology 12th ed.* China. Elsevier Limited
- Berséus O, Boman K, Nessen SC, et al. 2013. *Risks of hemolysis due to anti-A and anti-B caused by the transfusion of blood or blood components containing ABO-incompatible plasma. Transfusion* 53: 114S-23S
- Bhalodia Jignasa N, Patel Kinara A, Oza Hiren V. 2012. *Psychosocial variables of highly motivated voluntary blood donors at blood bank of a medical college. NAT M:* 39
- Bianco C, Brittenham G, Gilcher RO, et al. 2002. *Maintaining iron balance in women blood donors of childbearing age: summary of a workshop. Transfusion* 42: 798-805
- Boedina KS. 2010. *Imunologi Diagnosis dan prosedur Laboratorium.* Jakarta: FKUI
- Carson JL, Guyatt G, Heddle NM, et al. 2016. *Clinical practice guidelines from the AABB: red blood cell transfusion thresholds and storage. Jama* 316: 2025-35
- Dahlan MS. 2010. *Besar sampel dan cara pengambilan sampel dalam penelitian kedokteran dan kesehatan. Jakarta: Salemba Medika* 5: 1-2
- Das S. 2019. *Hemolytic disease of the fetus and newborn. In Blood Groups: IntechOpen*
- de Franca ND, Poli MC, Ramos PG, et al. 2011. *Titers of ABO antibodies in group O blood donors. Rev Bras Hematol Hemoter* 33: 259-62
- de França NDG, Poli MCC, Ramos PGdA, et al. 2011. *Titers of ABO antibodies in group O blood donors. Revista brasileira de hematologia e hemoterapia* 33: 259-62

- Godin MM, Souza LdO, Schmidt LC, et al. 2016. *Dangerous universal donors: the reality of the Hemocentro in Belo Horizonte, Minas Gerais. Revista brasileira de hematologia e hemoterapia* 38: 193-8
- Haji HM. 2022. *Prevalence and Titre Levels of Anti-A and Anti-B Antibodies among Blood Group O Donors at Kenyatta National Hospital Blood Transfusion Unit, Kenya. JKUAT-COHES*
- Harmening DM. 2018. *Modern blood banking & transfusion practices: FA Davis*
- Harmening DM, Forneris G, Tubby B. 2012. *The ABO blood group system. Modern blood banking and transfusion practices. 6th ed. Philadelphia: FA Davis Company Publications: 119-45*
- Jazayeri MH, Pourfathollah AA, Rasaei MJ, et al. 2013. *The concentration of total serum IgG and IgM in sera of healthy individuals varies at different age intervals. Biomedicine & Aging Pathology* 3: 241-5
- Kemenkes R. 2015. *Peraturan Menteri Kesehatan Republik Indonesia Nomor 91 Tahun 2015 Tentang Standar Mutu Pelayanan Transfusi Darah. Kementerian Kesehatan Republik Indonesia, Jakarta*
- Maharani EA, Noviar G. 2018. *Imunohematologi dan Bank Darah. Kementerian Kesehatan Republik Indonesia* 11: 322
- Quraishy N, Sapatnekar S. 2016. *Advances in blood typing. Advances in clinical chemistry* 77: 221-69
- Roback J. 2011. *Methods section 3: Antibody detection/identification and compatibility testing. American Association of Blood Banks Edition. Technical Manual. 17th ed. Bethesda, Maryland: AABB: 909-11*
- Syyam A, Saqlain N, Hareem S, et al. 2022. *Anti-A and Anti-B Titer Among Blood Group O Donors at a Tertiary Care Centre Lahore, Pakistan.*
- Tapko J-B, Tagny C. 2021. *The AfSBT Step-wise Accreditation program: Improving the quality in the African blood services. Transfusion Clinique et Biologique* 28: 146-7

## LAMPIRAN I GAMBAR LAMPIRAN



Gambar Lampiran 1. Skema penelitian



**Gambar Lampiran 2. Alat dan bahan yang digunakan**



**Gambar Lampiran 3. Proses pemeriksaan di laboratorium**



**Gambar Lampiran 4. Hasil titrasi antibodi pengenceran 1:2 sampai dengan 1:1024**

## LAMPIRAN II TABEL LAMPIRAN

Tabel Lampiran 1. Data penelitian

NO	NO ID/Kantong	GOLONGAN DARAH	JENIS KELAMIN	USIA (Tahun)	TITER ANTIBODI IgM	
					ANTI-A	ANTI-B
1	F5811081A	O+	L	46	32	128
2	F5810972A	O+	L	33	64	128
3	F5814820A	O+	L	25	64	64
4	R3381453A	O+	L	27	32	32
5	F5814006A	O+	L	45	128	128
6	R2740165A	O+	L	42	32	64
7	F5810951A	O+	L	31	64	64
8	R2740248A	O+	L	29	128	64
9	R2740236A	O+	L	52	32	32
10	R2733442A	O+	L	40	32	64
11	R3379415A	O+	L	49	32	32
12	R2739914A	O+	L	28	32	128
13	F5810818A	O+	L	32	32	64
14	R2740800A	O+	L	29	256	64
15	R3381556A	O+	L	42	64	128
16	R2740811A	O+	L	54	64	32
17	R3378514A	O+	L	50	32	64
18	R2739832A	O+	L	51	128	128
19	F5811055A	O+	L	24	32	64
20	R2739634A	O+	L	42	128	256
21	R3377714A	O+	L	35	32	16
22	R3384631A	O+	L	52	32	32
23	R3384616A	O+	L	34	512	512
24	F5811355A	O+	L	33	8	64
25	R2739654A	O+	L	19	128	128
26	R3383181A	O+	L	48	128	16

NO	NO ID/Kantong	GOLONGAN DARAH	JENIS KELAMIN	USIA (Tahun)	TITER ANTIBODI IgM	
					ANTI-A	ANTI-B
27	R2739893A	O+	L	33	128	128
28	R2739840A	O+	L	20	128	64
29	R2730770A	O+	L	25	32	32
30	R2731027A	O+	L	30	8	32
31	R2730284A	O+	L	31	256	128
32	F5810821A	O+	L	23	16	32
33	F5811435A	O+	L	67	16	32
34	R3383440A	O+	L	33	64	64
35	R2739785A	O+	L	24	16	32
36	F5811256A	O+	L	40	64	128
37	F5814260A	O+	L	26	8	256
38	F5811475A	O+	L	22	64	128
39	R2730865A	O+	L	24	64	64
40	R2731361A	O+	L	26	64	32
41	F5814007A	O+	L	21	64	64
42	R3378619A	O+	L	27	16	32
43	R3386160A	O+	L	27	16	32
44	R3379488A	O+	L	53	16	32
45	F5811347A	O+	L	27	64	256
46	R3378107A	O+	L	42	8	32
47	R3377746A	O+	L	52	16	16
48	R3385610A	O+	L	41	16	64
49	R2730242A	O+	P	22	128	128
50	R3384517A	O+	P	29	64	128
51	R2740980A	O+	P	46	32	128
52	F5810828A	O+	P	30	16	32
53	R2741333A	O+	P	28	128	128
54	R2731083A	O+	P	37	16	16
55	R3383391A	O+	P	42	64	128

NO	NO ID/Kantong	GOLONGAN DARAH	JENIS KELAMIN	USIA (Tahun)	TITER ANTIBODI IgM	
					ANTI-A	ANTI-B
56	R3379507A	O+	P	39	32	16
57	R2730783A	O+	P	32	32	16
58	R3384669A	O+	P	19	64	256
59	R3383435A	O+	P	41	16	128
60	R3386066A	O+	P	32	16	16
61	R2730780A	O+	P	42	16	256
62	R2740313A	O+	L	39	128	256
63	R3377771A	O+	P	27	256	64
64	R3377774A	O+	P	31	64	512
65	R3384599A	O+	P	49	32	64
66	R2740166A	O+	P	28	64	128
67	R3378485A	O+	L	51	64	32
68	R3377945A	O+	P	29	32	32
69	R2734491A	O+	L	71	16	16
70	R3385666A	O+	L	19	512	256
71	R3384959A	O+	L	65	8	32
72	F5811379A	O+	L	57	32	64
73	R3934744A	O+	L	26	32	128
74	R3381963A	O+	P	57	8	64
75	R3385746A	O+	P	51	16	32
76	R2730028A	O+	P	51	512	128
77	R3385265A	O+	P	35	16	128
78	R3377770A	O+	P	29	128	64
79	R3384508A	O+	P	50	32	32
80	R3385722A	O+	P	20	64	128
81	R3385700A	O+	P	28	128	128
82	R2730834A	O+	P	48	16	64
83	R3382242A	O+	P	26	128	64
84	R3384969A	O+	P	29	64	64



NO	NO ID/Kantong	GOLONGAN DARAH	JENIS KELAMIN	USIA (Tahun)	TITER ANTIBODI IgM	
					ANTI-A	ANTI-B
85	R3381102A	O+	P	23	64	128
86	R3384416A	O+	P	33	64	128
87	R3385395A	O+	P	44	256	512
88	F5814021A	O+	P	31	256	64
89	R3385263A	O+	P	34	64	128
90	R3384403A	O+	P	48	16	32
91	R3386149A	O+	P	52	32	32
92	F5810998A	O+	L	35	32	32
93	F5811386A	O+	L	28	256	128
94	F5811838A	O+	L	40	16	16
95	F5811403A	O+	L	46	16	8
96	F5813995A	O+	L	46	128	16
97	R3935262A	O+	L	44	8	64
98	R3939744A	O+	L	50	8	32
99	R3385682A	O+	L	49	16	64
100	R3384641A	O+	L	45	32	16
101	R3939904A	O+	L	48	256	64
102	R3937421A	O+	L	56	16	32
103	R3937424A	O+	L	53	256	128
104	R3940002A	O+	L	40	64	256
105	R3384436A	O+	L	49	32	32
106	F5811369A	O+	L	49	4	4
107	F5811411A	O+	L	36	64	512
108	R3385744A	O+	L	55	32	16

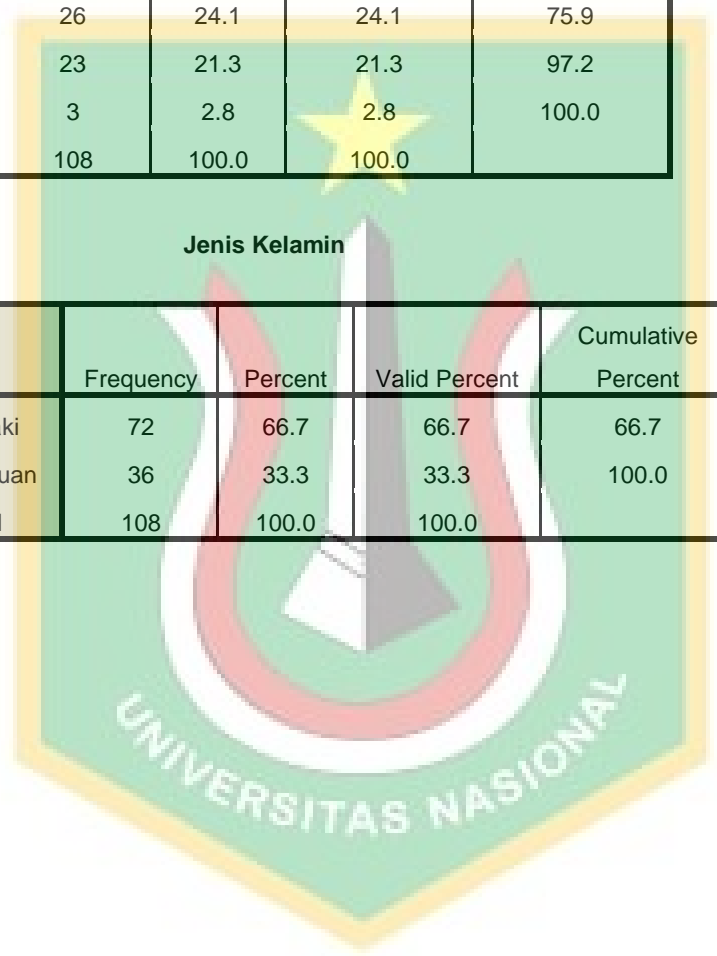
**Tabel Lampiran 2. Distribusi frekuensi usia dan jenis kelamin donor**

**Usia**

		Frequency	Percent	Valid Percent	Cumulative Percent
Valid	18-28	29	26.9	26.9	26.9
	29-38	27	25.0	25.0	51.9
	39-48	26	24.1	24.1	75.9
	49-58	23	21.3	21.3	97.2
	≥59	3	2.8	2.8	100.0
	Total	108	100.0	100.0	

**Jenis Kelamin**

		Frequency	Percent	Valid Percent	Cumulative Percent
Valid	Laki-laki	72	66.7	66.7	66.7
	Perempuan	36	33.3	33.3	100.0
	Total	108	100.0	100.0	



**Usia \* Jenis Kelamin Crosstabulation**

		Jenis Kelamin		Total	
		Laki-laki	Perempuan		
Usia	18-28	Count	20	9	29
		% within Usia	69.0%	31.0%	100.0%
		% of Total	18.5%	8.3%	26.9%
	29-38	Count	14	13	27
		% within Usia	51.9%	48.1%	100.0%
		% of Total	13.0%	12.0%	25.0%
	39-48	Count	18	8	26
		% within Usia	69.2%	30.8%	100.0%
		% of Total	16.7%	7.4%	24.1%
	49-58	Count	17	6	23
		% within Usia	73.9%	26.1%	100.0%
		% of Total	15.7%	5.6%	21.3%
	≥59	Count	3	0	3
		% within Usia	100.0%	0.0%	100.0%
		% of Total	2.8%	0.0%	2.8%
Total	Count	72	36	108	
	% within Usia	66.7%	33.3%	100.0%	
	% of Total	66.7%	33.3%	100.0%	

**Chi-Square Tests**

	Value	df	Asymp. Sig. (2-sided)
Pearson Chi-Square	4.856 <sup>a</sup>	4	.302
Likelihood Ratio	5.671	4	.225
Linear-by-Linear Association	1.200	1	.273
N of Valid Cases	108		

a. 2 cells (20,0%) have expected count less than 5. The minimum expected count is 1,00.

**Tabel Lampiran 3. Hasil analisis deskriptif crosstab dan uji chi-square berdasarkan jenis kelamin dengan IgM anti-A dan IgM anti-B**

**Jenis Kelamin \* IgM Anti-A Crosstabulation**

			IgM Anti-A		Total	
			≥64	<64		
Jenis Kelamin	Laki-laki	Count	32	40	72	
		% within Jenis Kelamin	44.4%	55.6%	100.0%	
		% within IgM Anti-A	62.7%	70.2%	66.7%	
			% of Total	29.6%	37.0%	66.7%
	Perempuan	Count	19	17	36	
		% within Jenis Kelamin	52.8%	47.2%	100.0%	
		% within IgM Anti-A	37.3%	29.8%	33.3%	
				% of Total	17.6%	15.7%
	Total	Count		51	57	108
% within Jenis Kelamin		47.2%	52.8%	100.0%		
% within IgM Anti-A		100.0%	100.0%	100.0%		
% of Total		47.2%	52.8%	100.0%		

**Chi-Square Tests**

	Value	df	Asymp. Sig. (2-sided)	Exact Sig. (2-sided)	Exact Sig. (1-sided)
Pearson Chi-Square	.669 <sup>a</sup>	1	.413		
Continuity Correction <sup>b</sup>	.376	1	.540		
Likelihood Ratio	.668	1	.414		
Fisher's Exact Test				.423	.270
Linear-by-Linear Association	.663	1	.416		
N of Valid Cases	108				

a. 0 cells (.0%) have expected count less than 5. The minimum expected count is 17,00.

b. Computed only for a 2x2 table

**Jenis Kelamin \* IgM Anti-B Crosstabulation**

			IgM Anti-B		Total
			≥64	<64	
Jenis Kelamin	Laki-laki	Count	42	30	72
		% within Jenis Kelamin	58.3%	41.7%	100.0%
		% within IgM Anti-B	61.8%	75.0%	66.7%
		% of Total	38.9%	27.8%	66.7%
Perempuan	Perempuan	Count	26	10	36
		% within Jenis Kelamin	72.2%	27.8%	100.0%
		% within IgM Anti-B	38.2%	25.0%	33.3%
		% of Total	24.1%	9.3%	33.3%
Total		Count	68	40	108
		% within Jenis Kelamin	63.0%	37.0%	100.0%
		% within IgM Anti-B	100.0%	100.0%	100.0%
		% of Total	63.0%	37.0%	100.0%

**Chi-Square Tests**

	Value	df	Asymp. Sig. (2-sided)	Exact Sig. (2-sided)	Exact Sig. (1-sided)
Pearson Chi-Square	1.985 <sup>a</sup>	1	.159		
Continuity Correction <sup>b</sup>	1.434	1	.231		
Likelihood Ratio	2.032	1	.154		
Fisher's Exact Test				.206	.115
Linear-by-Linear Association	1.967	1	.161		
N of Valid Cases	108				

a. 0 cells (.0%) have expected count less than 5. The minimum expected count is 13,33.

b. Computed only for a 2x2 table

**Tabel Lampiran 4. Hasil analisis deskriptif *crosstab* dan *uji chi-square* berdasarkan usia dengan IgM anti-A dan IgM anti-B**

**Usia \* IgM Anti-A Crosstabulation**

			IgM Anti-A		Total
			≥64	<64	
Usia	18-28	Count	19	10	29
		% within Usia	65.5%	34.5%	100.0%
		% of Total	17.6%	9.3%	26.9%
29-38	29-38	Count	16	11	27
		% within Usia	59.3%	40.7%	100.0%
		% of Total	14.8%	10.2%	25.0%
39-48	39-48	Count	11	15	26
		% within Usia	42.3%	57.7%	100.0%
		% of Total	10.2%	13.9%	24.1%
49-58	49-58	Count	5	18	23
		% within Usia	21.7%	78.3%	100.0%
		% of Total	4.6%	16.7%	21.3%
≥59	≥59	Count	0	3	3
		% within Usia	0.0%	100.0%	100.0%
		% of Total	0.0%	2.8%	2.8%
Total	Total	Count	51	57	108
		% within Usia	47.2%	52.8%	100.0%
		% of Total	47.2%	52.8%	100.0%

**Chi-Square Tests**

	Value	df	Asymp. Sig. (2-sided)
Pearson Chi-Square	14.393 <sup>a</sup>	4	.006
Likelihood Ratio	16.014	4	.003
Linear-by-Linear Association	13.577	1	.000
N of Valid Cases	108		

a. 2 cells (20.0%) have expected count less than 5. The minimum expected count is 1.42.

**Usia \* IgM Anti-B Crosstabulation**

			IgM Anti-B		Total
			≥64	<64	
Usia	18-28	Count	23	6	29
		% within Usia	79.3%	20.7%	100.0%
		% of Total	21.3%	5.6%	26.9%
29-38	Count	Count	19	8	27
		% within Usia	70.4%	29.6%	100.0%
		% of Total	17.6%	7.4%	25.0%
39-48	Count	Count	18	8	26
		% within Usia	69.2%	30.8%	100.0%
		% of Total	16.7%	7.4%	24.1%
49-58	Count	Count	8	15	23
		% within Usia	34.8%	65.2%	100.0%
		% of Total	7.4%	13.9%	21.3%
≥59	Count	Count	0	3	3
		% within Usia	0.0%	100.0%	100.0%
		% of Total	0.0%	2.8%	2.8%
Total	Count	Count	68	40	108
		% within Usia	63.0%	37.0%	100.0%
		% of Total	63.0%	37.0%	100.0%

**Chi-Square Tests**

	Value	df	Asymp. Sig. (2-sided)
Pearson Chi-Square	14.393 <sup>a</sup>	4	.006
Likelihood Ratio	16.014	4	.003
Linear-by-Linear Association	13.577	1	.000
N of Valid Cases	108		

a. 2 cells (20.0%) have expected count less than 5. The minimum expected count is 1.42.

## LAMPIRAN III

**UNIVERSITAS NASIONAL**  
**FAKULTAS BIOLOGI**  
Akreditasi A  
(Keputusan BAN No. 2000/SK/BAN-PT/Akred/S/VI/2017 Departemen Pendidikan Nasional)  
Jl. Sawit Manis No.41, Pasar Minggu, Jakarta Selatan 12520 Telp/Fax. 021.78833384  
Homepage : <http://www.unas.ac.id> E-mail : [biologi@unas.ac.id](mailto:biologi@unas.ac.id), [itn\\_unas@yahoo.com](mailto:itn_unas@yahoo.com)

Nomor : 158/DEK.BIO/I.16/VI/2022  
Hal : Permohonan Izin Penelitian

Kepada Yth:  
Direktur Akademi Bakti Kemasyarakatan PMI

Di tempat

Dengan Hormat,

Bersama ini kami sampaikan bahwa untuk memenuhi salah satu syarat guna mendapatkan gelar sarjana (S1) pada fakultas - Biologi Universitas Nasional Jakarta, setiap mahasiswa diwajibkan untuk melakukan penelitian dalam rangka penulisan Skripsi Sarjana (S1). Sehubungan dengan hal tersebut diatas, bersama ini kami mohon bantuan Bapak/Ibu untuk dapat mengizinkan mahasiswa kami tersebut di bawah ini :

Nama : Sri Maryani  
Nomor Pokok : 196201426025  
Tempat/Tgl. lahir : Kudus, 17 Juli 1982  
Alamat : Kebagusan Kecil No.83 Rt.007/008 Kebagusan  
Pasar Minggu Jakarta Selatan

Untuk dapat melakukan Penelitian dengan judul : *"Titer IgM Anti-ABO pada donor golongan darah O berdasarkan Jenis Kelamin dan Usia di Unit Transfusi Darah PMI kota Depok."* Selanjutnya mengenai peraturan dan ketentuan yang berlaku yang harus ditaati oleh mahasiswa, dalam hal ini sepebabnya kami serahkan pada kebijaksanaan instansi terkait.

Demikian kami sampaikan dan atas perhatian serta kebijaksanaan yang diberikan, kami ucapkan terima kasih.

Jakarta, 10 Juni 2022

  
Tatang Mitra Setia, M. Si





# UNIVERSITAS NASIONAL FAKULTAS BIOLOGI

Akreditasi A

( Keputusan BAN No. 2000/SK.BAN-PT/Akred/5/VI/2017 Departemen Pendidikan Nasional )  
Jl. Sawo Manis No.61, Pasar Minggu, Jakarta Selatan 12520 Telp/Fax. 021.78833384  
Homepage : <http://www.unas.ac.id> E-mail : [biologi@unas.ac.id](mailto:biologi@unas.ac.id), [bio\\_unas@yahoo.com](mailto:bio_unas@yahoo.com)

Nomor : 159/DEK.BIO/1.4.5/VI/2022  
Hal : Permohonan Izin Pengambilan Data

Kepada Yth,  
Kepala UTD PMI Kota Depok  
Di Tempat

Dengan Hormat

Bersama ini kami sampaikan bahwa untuk memenuhi salah satu syarat guna mendapatkan gelar sarjana (S1) pada Fakultas Biologi Universitas Nasional Jakarta, setiap mahasiswa diwajibkan untuk melakukan penelitian dalam rangka penulisan Skripsi Sarjana (S1).

Sehubungan dengan hal tersebut di atas bersama ini kami mohon bantuan Bapak/Ibu untuk dapat mengizinkan mahasiswa kami tersebut di bawah ini :

Nama : Sri Muryani  
No. Pokok : 196201426025  
Judul : *Titer IgM Anti-ABO pada donor golongan darah O berdasarkan Jenis Kelamin dan Usia di Unit Transfusi Darah PMI kota Depok*  
No. Telp : 0857-4820-9260

untuk mengambil data sampel darah donor.

Demikian kami sampaikan dan atas perhatian serta kebijakan yang diberikan, kami ucapkan terima kasih.

Jakarta, 10 Juni 2022



Dr. Tutung Mitra Setia, M.Si

Jakarta, 14 Juni 2022

Nomor : 146/ADM/ABK PMI/VI/2022  
Lampiran : -  
Perihal : Izin Penelitian

Kepada Yth,

Dekan Fakultas Biologi Universitas Nasional  
Jl. Sawo Manila No.61 Pasar Minggu  
Jakarta Selatan 12520

Dengan Hormat,

Sehubungan dengan surat Bapak/Ibu (No. 158/DEK.BIO/1.1b/VI/2022) perihal Permohonan Izin Penelitian yang kami terima pada tanggal 10 Juni 2022, maka dengan ini kami sampaikan bahwa kami memberikan izin penelitian di Akademi Bakti Kemanusiaan Palang Merah Indonesia kepada :

Nama	: Sri Muryani
NPM	: 196201426025
Tempat/Tanggal Lahir	: Kudus, 17 Juli 1982
Alamat	: Kebagusan Kecil, RT 07/08 Pasar Minggu, Jak-Sel
Judul Penelitian	: Titer IgM Anti-ABO pada donor golongan darah O Berdasarkan Jenin Kelamin dan Usia di Unit Donor Darah PMI Kota Depok

Demikian kami sampaikan, atas perhatian dan kerja samanya kami ucapkan terima kasih.

**Akademi Bakti Kemanusiaan  
Palang Merah Indonesia**

Direktur



**ABK**

Diana Novita, SST., M.K.M

NIDN.1018118402

Tembusan :

1. Arsip

Depok, 20 Juni 2022

Nomor : 253 /02.03.20/UDD.PMI.Dpk/Um/VI/2022  
Lampiran : -  
Perihal : Rekomendasi Izin Pengambilan Data.

Kepada  
Yth. Dekan Fakultas Biologi  
Universitas Nasional  
di -  
Jakarta.

Berdasarkan surat dari Universitas Nasional Fakultas Biologi Nomor: 159/DEK.BIO/1.4.5/VI/2022 Tanggal 10 Juni 2022 Perihal: Permohonan Izin Pengambilan Data.

Menindaklanjuti hal tersebut di atas, dengan ini kami mengizinkan untuk dilakukannya pengambilan data oleh Mahasiswi S1 pada Fakultas Biologi Universitas Nasional Jakarta di Unit Donor Darah PMI Kota Depok, guna melengkapi bahan dalam penulisan Skripsi Sarjana (S1) dengan judul "TITER IgM ANTI-ABO PADA DONOR GOLONGAN DARAH O BERDASARKAN JENIS KELAMIN DAN USIA DI UNIT TRANSFUSI DARAH PMI KOTA DEPOK", atas nama mahasiswi Sri Mulyani dengan No. Pokok 196201426025.

Demikian, surat ini kami sampaikan atas perhatian Bapak/Ibu kami ucapkan terima kasih.

Unit Donor Darah  
PALANG MERAH INDONESIA  
Kota Depok  
Kepala,



dr. Widya Astriyani

# Skripsi HUBUNGAN TITER IgM ANTI-A DAN ANTI-B PADA DONOR GOLONGAN DARAH O DENGAN JENIS KELAMIN DAN USIA DI UNIT TRANSFUSI DARAH PALANG MERAH INDONESIA KOTA DEPOK

## ORIGINALITY REPORT

25%

SIMILARITY INDEX

23%

INTERNET SOURCES


5%

PUBLICATIONS

8%

STUDENT PAPERS

## PRIMARY SOURCES



1	Submitted to Universitas Nasional Student Paper	6%
2	repository.unjaya.ac.id Internet Source	4%
3	media.neliti.com Internet Source	2%
4	doku.pub Internet Source	2%
5	www.scribd.com Internet Source	1%
6	repository.its.ac.id Internet Source	1%
7	eprints.unwahas.ac.id Internet Source	1%
8	repository.maranatha.edu Internet Source	1%

9	<a href="http://jmscr.igmpublication.org">jmscr.igmpublication.org</a> Internet Source	1 %
10	<a href="http://rezaherbal.com">rezaherbal.com</a> Internet Source	1 %
11	<a href="http://repositori.unsil.ac.id">repositori.unsil.ac.id</a> Internet Source	1 %
12	<a href="http://idoc.pub">idoc.pub</a> Internet Source	1 %
13	<a href="http://repository.uki.ac.id">repository.uki.ac.id</a> Internet Source	1 %
14	<a href="http://repository.umsu.ac.id">repository.umsu.ac.id</a> Internet Source	1 %
15	Paska Ramawati Situmorang, Widya Yanti Sihotang, Lilis Novitarum. "Identifikasi Faktor-Faktor yang Mempengaruhi Kelayakan Donor Darah di STIKes Santa Elisabeth Medan Tahun 2019", Jurnal Analis Medika Biosains (JAMBS), 2020 Publication	<1 %
16	<a href="http://artikelkeren.com">artikelkeren.com</a> Internet Source	<1 %
17	Siti Fadlilah, Deden Iwan Setiawan. "FAKTOR-FAKTOR YANG BERHUBUNGAN DENGAN KEJADIAN NYERI TULANG BELAKANG PADA	<1 %

# MAHASISWA KEPERAWATAN", Medika Respati : Jurnal Ilmiah Kesehatan, 2019

Publication

18	Submitted to Sriwijaya University Student Paper	<1 %
19	Submitted to Universitas Pendidikan Indonesia Student Paper	<1 %
20	<a href="http://www.imunohematologia.com.br">www.imunohematologia.com.br</a> Internet Source	<1 %
21	<a href="http://id.scribd.com">id.scribd.com</a> Internet Source	<1 %
22	<a href="http://fr.scribd.com">fr.scribd.com</a> Internet Source	<1 %
23	<a href="http://researcherslinks.com">researcherslinks.com</a> Internet Source	<1 %
24	<a href="http://tatakota.ub.ac.id">tatakota.ub.ac.id</a> Internet Source	<1 %



Exclude quotes  On

Exclude matches  < 17 words

Exclude bibliography  On